

Rods with Laser Beams: Understanding Browser Fingerprinting on Phishing Pages

Iskander Sanchez-Rola^{*}, Leyla Bilge^{*}, Davide Balzarotti[†], Armin Buescher[§], Petros Efstathopoulos^{*}
Norton Research Group^{}, EURECOM[†], Crosspoint Labs[§]*

Abstract

Phishing is one of the most common forms of social engineering attacks and is regularly used by criminals to compromise millions of accounts every year. Numerous solutions have been proposed to detect or prevent identity thefts, but phishers have responded by improving their methods and adopting more sophisticated techniques. One of the most recent advancements is the use of browser fingerprinting. In particular, fingerprinting techniques can be used as an additional piece of information that complements the stolen credentials. This is confirmed by the fact that credentials with fingerprint data are sold for higher prices in underground markets.

To understand the real extent of this phenomenon, we conducted the largest study of the phishing ecosystem in the topic by analyzing more than 1.7M recent phishing pages that emerged over the course of 21 months. In our systematic study, we performed detailed measurements to estimate the prevalence of fingerprinting techniques in phishing pages.

We found that more than one in four phishing pages adopt some form of fingerprinting. This seems an ever growing trend as the percentage of pages using these techniques steadily increased during the analysis period (last month doubling what detected in the first month).

1 Introduction

Tracking users' online activity is a ubiquitous practice with different goals. At the core of online tracking is the desire to learn about a user's habits, preferences, identity, and other information capable of creating a profile which can then be used to customize the user experience [61, 65]. This includes advertising and marketing, but also web site personalization, analytics services, social media sharing, and others. The effectiveness of online tracking has fueled very lucrative business models, often leading to situations where trading profiles of oblivious users—and, therefore, the potential of capturing their attention—becomes one of the primary transaction instrument of the Internet [14, 36].

The intensity and pervasiveness of such online tracking practices has captured the attention of not only marketers,

engineers, researchers and journalists, but also that of regulators [24, 25]. As a result, efforts are being made to contain the effects of tracking, and provide users with the ability to better control their online footprint [11, 13, 27, 66]. The increasing complexity of modern Internet-facing applications, however, presents endless opportunities for tracking methods that may be less invasive, (temporarily) more compliant, and equally effective. *Browser fingerprinting* is one such tracking practice, capable of uniquely identifying users with relatively high accuracy.

Calculating a browser fingerprint (henceforth referred to simply as a *fingerprint*) is not a new idea [3, 22, 32, 35]: for many years websites had access to information exposed by the browser, such as the browser type and version, IP address, plugins, and the list of available fonts. By combining these elements, websites can generate fingerprints for groups of users with similar configurations. With the increase in the number of available APIs [74] and in their sophistication [16, 33, 34, 35, 46, 63], these groups may be reduced to a single person, thus identifying users uniquely. This presents an increased *attack surface* for those using fingerprints for privacy-invasive or malicious purposes, but it has also been used for benign purposes—such as providing additional elements of (“zero-trust”-style) authentication.

Ironically, the use of fingerprinting as an additional authentication instrument has further increased the value of capturing (or stealing) users fingerprints for malicious purposes. For example, phishing attacks aim at deceiving users and stealing credentials that would provide access to monetizable services. Such credentials are sold on the dark web, for fraudulent use. Complementing a user's stolen credentials with the corresponding browser fingerprint significantly increases the value of the stolen assets, as the additional information can allow to bypass authentication checks. This is confirmed by the existence of various marketplaces (e.g., Richlogs [10] and Genesis [45]) which specialize in selling user fingerprints. The price of this information can even reach \$200 per user [28]. If we compare it with the average price of \$15 for stolen credentials reported by a recent analysis [55], we can clearly see the additional cost of fingerprint informa-

tion – motivated by cases in which fingerprints were used in order to bypass 2FA and other security measures [15, 75].

The prevalence of fingerprinting, performed by legitimate websites (for authentication and tracking) resulted in a densely populated research space. Some researchers have performed large-scale measurements to understand the scale of the problem [22, 32, 35, 60, 61, 64], some devised new fingerprinting techniques to increase the precision of the unique identifiers created [16, 33, 34, 46, 63], while others have explored new areas of application such as authentication [8, 20] and automated detection of crawlers [4, 7, 72].

Only very recently, researchers looked at the adoption of fingerprinting practices on phishing websites [75, 77]. In 2021, Zhang et al. demonstrated the use of fingerprinting for *cloaking* purposes—i.e., the ability of phishing sites to conceal their malicious content when a fingerprint reveals that the visitor is not a real user—by performing a study on 100K phishing webpages [77]. In 2022, Lin et al. showed instead that it would be possible for the phishers to match the multifactor authentication requirements of particular legitimate websites that incorporate fingerprinting authentication elements [75]. Motivated by these recent findings and by the discovery of stolen fingerprints in underground markets [10, 28, 45], we decided to conduct a large-scale study of the use of fingerprinting in the phishing ecosystem.

In particular, in this paper we investigate the fingerprinting practices of 1.7M phishing websites that were active between December 2020 and August 2022. To be able to capture the run-time behavior of the phishing websites, we actively queried a large phishing feed and accessed the phishing websites immediately after they appeared in the feed. Our automated analysis framework instrumented 109 fingerprinting functions, the highest number used to date in this type of study. Following the definition of the most recent survey on the topic [35], a browser fingerprint is a set of information related to a user’s device extracted from a variety of sources, from the hardware to the operating system to the browser and its configuration. More concretely, fingerprinting refers to the process of collecting such information through a web browser, with the objective of building a fingerprint of a device. In this work we will focus on scripts that invoke fingerprinting-related API calls and later harvest the data (e.g., through GET request). Furthermore, we will focus our analysis on new code included by the phishing page and not present in the original target website.

We start by conducting detailed measurements and longitudinal analysis on our data to obtain high-level statistics about the fingerprinting adoption on phishing websites. While in our global data 18.7% of the phishing sites perform fingerprinting, when we focus our analysis to phishing websites that were successful at attracting real users, the percentage increases to 24%. We then investigate the real-world impact of the phishing websites that use fingerprinting, incorporating

user telemetry collected from millions of users. We found that, similar to legitimate websites, phishers often include third-party scripts, some of which belong to well-known trackers. However, it is interesting to note that the most common trackers observed on phishing websites are different from the top trackers encountered on legitimate websites. When we compared the code snippets that include fingerprinting functions used by phishing sites with the ones employed by their targets, we discovered that 91% of the phishing sites include completely new additional scripts. We perform a thorough large-scale comparison of the two and report the most and least prevalent fingerprinting functions that are used by phishers, also breaking down statistics for basic and advanced fingerprinting methods. Our results show that over time there is a clear increase in the fraction of phishing websites that adopt advanced fingerprinting techniques compared to previous studies.

We finalize our study by looking at how the set of fingerprinting functions can be used to cluster phishing sites that are part of the same campaign or that rely on the same kit. We also present two case studies, in which a post-mortem manual analysis of phishing sites that carry the patterns we selected, revealed very sophisticated phishing campaigns that target multiple institutions from multiple categories. The attackers not only perform highly advanced fingerprinting techniques, but also implement very obfuscated and sophisticated code for staying under the radar as long as possible.

2 Background and Related Work

2.1 Fingerprinting

A browser fingerprint is a unique user identifier that can be computed by using a combination of hardware and software information (more information about the computation of fingerprints in Appendix A). It is mainly used by third-party trackers in order to track users without the need to rely on traditional cookies. Previous studies [39, 71] analyzed how fingerprints evolved over time, and showed that certain dynamics could bring inaccuracies that need to be taken into account. Researchers indicated that there could be many reasons behind these changes, like user actions or environment updates. The last decade has produced a large corpus of research aimed at understanding the details of the web tracking phenomenon by measuring its size and by estimating its impact for the Internet users [22, 60, 61, 64]. Similar to the attackers-vs-defenders arms-race that exists in many areas of security, we are witnessing a complex cat-and-mouse game between trackers and privacy advocates. In fact, to be able to continue their tracking activities even when an anti-tracking solution is present on the user’s browser [11, 13, 27, 66], trackers started to leverage browsing fingerprinting techniques [3, 32, 35]. A recent work by Iqbal et al. [32] reported that more than 10% of the top 100K popular websites include trackers that

employ fingerprinting techniques. While web tracking is typically deployed to enable targeted advertisement, previous studies have showed that the high prevalence of web tracking could pose a serious threat to the users' privacy [19]. For instance, trackers could exploit their knowledge of the users browsing history to learn more about their habits, their political preferences, and their religious beliefs. Besides tracking, browser fingerprinting techniques can also be used as part of multi-factor authentication and to enhance other aspects of web security [8, 20]. A recent study by Durey et al. [20] discovered that first parties regularly collect fingerprints during sign-up, sign-in, and payment processes and showed that fingerprinting can be very powerful in protecting users against cookie hijacking and account hijacking attacks. On the other hand, fingerprinting can also be abused by cybercriminals to uniquely identify crawlers [4, 7, 72].

2.2 Phishing

A phishing attack is a type of social engineering attack in which the attacker impersonates a trusted party to deceive a victim to reveal sensitive information, such as account details, authentication credentials, and financial information. Phishing attacks are one of the most prevalent cyber attacks that cause large financial and reputation risks [26]. Phishers target a wide range of victims – ranging from consumers to professionals, from mobile to traditional PC users – by leveraging various means, which include Web pages, emails, mobile applications, and SMS messages.

In response to the increasing number of phishing attacks, a large corpus of anti-phishing solutions have been proposed over the past two decades [17, 37, 41, 59, 69]. These solutions can be categorized into two main categories: (i) blocklist-based [29, 47, 48, 50], and (ii) allowlist-based [1, 42]. While earlier solutions [9, 12, 41] proposed phishing detection based on the analysis of URLs and domain names, more recent solutions [1, 29, 42, 47, 48, 50] automatically analyze phishing pages to identify features that are effective at distinguishing them from legitimate websites.

Regardless of the approach taken, all existing solutions need to analyze known phishing websites to build their ground truth datasets. Typically this step involves visiting known phishing websites in an automated fashion [29, 47, 48, 50], or analyzing existing phishing kits [30, 49]. To evade being detected by anti-phishing solutions, sophisticated phishing attacks incorporate evasive techniques to distinguish the visits of regular users from automated bots. If the visitor is suspected to be a security crawler, the website replace its malicious content with a benign page [47].

Phishers first started this arms-race by deploying server-side techniques [31, 38]. However, when security crawlers adopted techniques to thwart server-side approaches [31] phishers quickly responded by devising client-side techniques. These include browser fingerprinting for content manipula-

tion, which was much more effective [4, 77]. CrawlPhish analyzed a little over 100K phishing websites collected over a period of 14 months to identify client-side evasion techniques adopted by phishers [77]. By looking at the JavaScript code, the authors identified 1,128 different implementations that might be sourced by different actors. Acharya and Vadrevu explored the effectiveness of fingerprinting and showed that the 23 most popular security crawlers could be easily circumvented by using fingerprinting techniques [4]. In this work, we complement this information by analyzing how fingerprints calculated by phishers are used, based the actions performed after the data collection (i.e., harvesting data or manipulating content). This allows us to comprehend how malicious groups operate with respect to the usage of browser fingerprinting techniques on their websites.

2.3 Phishing & Fingerprinting

We can divide the use of fingerprinting techniques in two broad classes. In the first group we put all cases in which the website extracts information from the browser to customize the page (e.g., according to the language, the browser, or the screen resolution) or to redirect users to different targets (e.g., to better serve users from different countries). We refer to this first category as Client-side Content manipulation and Endpoint Selection (or content manipulation for short). These techniques can be use for perfectly legitimate purposes, or as a way to hide their content from certain crawlers.

The second category includes instead the cases in which the website uses fingerprinting techniques to build a unique user (or device) identifier (UUID). As discussed above, user tracking and authentication are the most common uses in this category for benign websites. In addition, phishing pages can also compute and *steal* user identifiers, with the goal of reusing or re-selling them along with the user credentials to bypass security checks [10, 28, 45].

In 2022, Lin et al. [75] proposed a technique to identify the set of fingerprinting functions used for two-factor authentication by a few legitimate popular websites. They also looked at the adoption of fingerprinting by around 300K phishing sites. They concluded the study by stating that phishing attacks from May 2018 to April 2021 did not collect the accurate fingerprints required for effective multi-factor authentication but that, however, this phenomenon could get more prevalent in the future. In this paper, we perform a finer-grained analysis with a focus on fingerprinting adoption at larger-scale on phishing sites. We also investigate various types of fingerprinting intentions to understand the root cause of fingerprinting in the phishing ecosystem.

3 Methodology

At the core of our study lies a comprehensive dataset of phishing websites recently detected by a commercial detection solu-

tion over a period of 21 months, between December 2020 and August 2022. The ML-based solution constantly monitors the Virus Total URL feed [73], PhishTank [54], urlscan.io [70], a number of other commercial feeds, and all URLs visited by the customers of the company. When a new phishing website is detected, certain elements are recorded in the database, including the source and final (after redirections) URL, a screenshot of the webpage, and the name of the target brand. The company allowed us to retrieve new entries from their database every 45 seconds. Newly detected phishing sites were then immediately crawled by our system to extract the list of fingerprinting APIs.

3.1 Ethical Considerations

In addition to the phishing dataset, the security company also provided us with a web categorization dataset that makes it possible to identify the category of the target brand. Finally, to assess the actual impact of the collected phishing pages on real users, we were allowed to query their telemetry information - collected from Android, iOS, Windows, and macOS operating systems. Note that this data is collected only from users who explicitly opted-in to share information for research purposes. In addition, the user telemetry is completely anonymized and all artifacts are removed from the data. Since the data does not include any user identifier we cannot provide the breakdown for number of users for each device category. We only know that the data was collected from millions of users worldwide. The company additionally provided us with statistics about the volume of encounters per phishing site during the same period the data was collected. They also included aggregated information about the country of the encounters, and the type of device used, to better understand whether particular regions encounter more sophisticated attacks compared to other regions in the world. We will show general statistics about our dataset in Section 4.

3.2 Fingerprinting APIs Monitoring

We implemented a custom Chromium-based crawler to analyze each phishing site. Following existing phishing analysis approaches [2, 5, 42], our crawler did not perform subsequent page analysis or interacted with the websites (e.g., by submitting forms). Due to this limitation, we could have missed fingerprinting activities performed by phishers only after certain actions were performed or only present in specific pages of the website. Therefore, the result shown in this work should be considered a lower bound.

To ensure we could perform our analysis before the sites were taken down by the attackers, we launched the crawler as soon as a new website was reported by the commercial phishing detection solution. As the process of detecting phishing is out of scope of the paper, we wanted to ensure that we are analyzing the exact same pages detected by the vendor that

provided us with the data. Thus, our crawler took a screenshot of the page and visually compared it with the one provided by the detection system, to ensure the phishing website was still active and matched the report. We use pHash [53] to create and compare the perceptual image hashes of the phishing website and the final website reported by the commercial solution [76]. If the images did not match, we discarded the webpage for the remainder of the analysis pipeline.

As discussed in Section 2, over the last decade, a large number of fingerprinting techniques have been proposed. In order to conduct the most comprehensive fingerprinting study of the ecosystem, we collected all fingerprinting functions discussed in academic studies [35] and used by available privacy solutions (more concretely, DuckDuck Go [66], Mozilla Firefox [27], Apple WebKit [58] and Brave [13]). This resulted in 109 functions, 50 of which fall into the `Basic` fingerprinting category, while the rest are `Advanced` fingerprinting.

We also performed a comparison of our proposed solution against OpenWPM [52], a web privacy measurement framework previously used in other studies [23, 32]. In particular, we analyzed a random sample of 1,000 phishing websites using both techniques. In total, we found 728 websites calling fingerprint-related APIs. Our crawler was able to detect and log all invocations, while OpenWPM missed calls in 348 (47.8%) of the websites. The main reason behind this result lies in the fact that OpenWPM monitors a smaller set of fingerprinting APIs [51]. In this experiment 48 different types of APIs calls were detected, out of which OpenWPM supported only 36. More concretely, from those not present in OpenWPM, 5 APIs fall under the basic category (e.g., `screen.availWidth` and `window.matchMedia`), and 7 under advanced (e.g., `htmlmediaelement.canPlayType` and `webglrenderingcontext.getExtension`). Additionally, we instrumented the missing API calls in OpenWPM and rerun the analysis to test for potential false positives and negatives. After this update, both our crawler and OpenWPM were able to detect all the 2092 calls performed on the test set, showing the reliability of the solution. In the following section, we will describe how our approach is able to understand the specific intention behind the calls performed (e.g., content manipulation or harvesting the data through requests).

Our crawler is designed to collect information about each fingerprinting function (e.g., in `HTMLCanvasElement` and `RTCPeerConnection` objects), and to track APIs that can be used to modify pages dynamically (e.g., `Element.ReplaceChild`, and `Node.insertBefore`). The system also tracks the callers of each function (either first-party or third-party script), by using a custom instrumentation based on the Chrome debugging protocol (CDP) [18]. By cross-referencing a state-of-the-art tracker list [21, 44, 60], known trackers are matched with some of the third-party scripts identified to call fingerprinting functions. In fact, while phishers often employ their own custom fingerprinting scripts, in some cases they leverage third-party tracking solutions.

Moreover, our crawler monitors the network activity to gather redirections and all requests and responses performed by the browser and fingerprinting scripts, together with their parameters (i.e. main pages and frames). Finally, the system analyzes cookie creation events (i.e., `Document.cookie`) and their associated scripts to identify fingerprints that are stored as cookies.

3.3 Fingerprinting Intention

Our crawler can automatically associate fingerprinting functions with two intentions: (i) using fingerprints for content manipulation/redirections, and (ii) storing fingerprints in cookies or sending fingerprints within parameters of GET and POST requests. This is achieved by combining code dependency analysis and timing element factors.

The process starts by comparing the time in which different parts of the document object model (DOM) are loaded (either statically through HTTP/HTML or dynamically by using JavaScript) with the time in which the browser fingerprinting API and functions are invoked. Then, our tool inspects the stack traces of all function calls and events, and associates each call with its corresponding script. In the simplest case, the script that perform fingerprinting and the corresponding intention is the same. For example, when a number of fingerprinting functions are called followed by multiple inclusions in the DOM or by redirecting the page, we can flag it as content manipulation. Similarly, if the script calls a set of fingerprinting functions and after it stores data in a cookie or it makes a request (GET/POST) with parameters, we mark it as a case of fingerprinting. In more complex scenarios, however, the scripts responsible for fingerprinting are not the same as the one implementing the corresponding intention. For such cases, we employ a methodology to associate the fingerprinting script with its intention script. Our crawler checks the page hierarchy by using a dynamically generated resource tree in order to find a connection between the two scripts. In particular, our analysis looks for parent-child or shared-parent relationships. In Sections 5 and 7, we will analyze and discuss both content manipulation and fingerprinting, showcasing these scenarios and their different types in more detail.

3.4 Target Websites Analysis

In our paper, we do not only aim at measuring the extent of browser fingerprinting adoption among phishing websites, but also at shedding light into the main motives of the attackers (i.e., content manipulation or fingerprinting). Therefore, once the aforementioned intentions are identified on phishing websites, we look at the target legitimate page to understand whether the phishers implement the same fingerprinting techniques that exists on the original target page or whether they collect more information and share it with other parties. To perform a more accurate comparison, we first need to identify the exact set of fingerprint functions used by each page

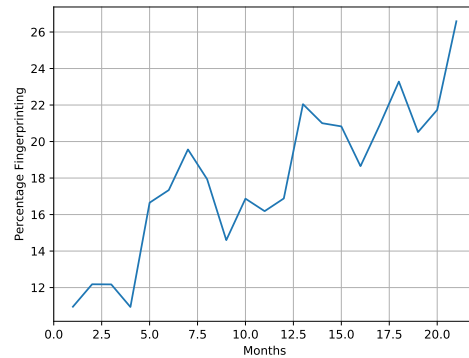


Figure 1: Percentage of phishing pages using fingerprinting.

targeted by the phishing sites in our dataset. Unfortunately, the information we obtained for each phishing page included only the name of the targeted company and not the particular login page that was impersonated. Therefore, we proceeded to manually locate the corresponding login pages.

Then, to record the fingerprinting functions invoked during a login process, we implemented a browser extension for Chromium following the same logic explained earlier for the crawler, but this time inside an extension. This allowed us to record everything that happened dynamically in the browser. We then manually accessed the original login pages and provided dummy data to trigger the login process, while our extension collected all the fingerprinting functions invoked until the form submission, together with information about which party triggered the event: first or the third party (e.g., known trackers, unknown third-parties). This full process took roughly a week of work for two researchers.

4 The General Picture

During the 21 months of data collection, our system analyzed 1,709,810 active phishing sites. Of these, 18.7% (319,922) invoked at least one fingerprinting function on our list. Among those, 82.2% call three or more different functions. This finding shows that fingerprinting is a much more prevalent behavior on phishing websites than on legitimate websites. In fact, according to a very recent study [32], only 10% of the top 100K websites include fingerprinting scripts.

Recent studies found a higher percentage of phishing sites that perform fingerprinting. However, they used different (and much smaller) datasets which might not have included the long tail of less popular sites [40]. In fact, if we restrict our analysis to the most popular phishing pages – computed according to the number of victims in the telemetry – we observe a different distribution. For instance, the percentage of those using fingerprinting APIs increases to 44.5% if we consider the top 50K phishing pages. These results are in line with

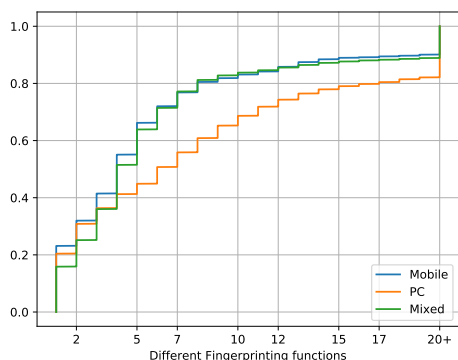


Figure 2: CDF, functions per website (by device type).

what was previously reported in other studies [75]. We will present a deeper analysis on the real-world impact of these results later in this section.

In Figure 1, we plot the percentage of phishing websites that perform fingerprinting across the length of our study, grouped on a monthly basis. Over the past two years, we observe a dramatic increase on the number of phishing sites that adopt browser fingerprinting techniques, from around 12% at the beginning of our study to over 26.6% on the last months. This emphasizes the ever-growing interest of both phishers and legitimate websites in using fingerprinting functions.

Following the methodology described in Section 3, we are able to distinguish between two reasons for the usage of fingerprints functions: 104,279 (32.6%) of the phishing websites use it for content manipulation, and 101,030 (31.6%) creates fingerprints and shares them through POST/GET requests or stored in cookies. Finally, 114,613 (35.8%) use fingerprinting for both intentions.

Summary: The fraction of phishing websites that use fingerprinting has more than doubled over the past two years. Today, one in four phishing sites invokes fingerprinting APIs, with more than 80% combining over 3 functions.

4.1 Real-World Impact

As previously mentioned, we leveraged telemetry data to measure the number of users who encountered the phishing websites in our dataset. In total, 307,883 (22.2%) of the phishing websites were accessed by at least one user. Note that, due to privacy reasons, user telemetry did not contain unique user identifiers, but only the country of the user. Therefore, we cannot provide statistics about the number of users who encountered phishing attacks. Out of the phishing pages accessed by the users in our telemetry, 24% perform fingerprinting. If we combine this information with the fact that 18.7% of the phishing pages in our dataset invoked fingerprinting APIs, we

Table 1: Actors with fingerprinting intention.

Actors	# of Phishing Sites
FirstParty	115831
Tracker (New)	73882
ThirdParty (New)	28321
Tracker (Original)	22934
ThirdParty (Original)	16826

conclude that pages that perform fingerprinting are also more successful at attracting victims.

The telemetry also contained the type of device used to access the phishing sites. This additional information allowed us to categorize the phishing websites into three categories: those that targeted only mobile users, those that targeted only PCs, and those visited by both. In particular, we found that 5,894 (8%) of the phishing websites were encountered only in mobile phones. The vast majority (60.8%) of the phishing sites were visited instead only by PC users. Finally, 31.2% of phishing websites had victims using both mobile and PC platforms. Figure 2 shows the distribution in the number of fingerprinting functions for the three aforementioned categories (mean values are 5.9, 8.2 and 6.3 respectively for mobile, PC, and mixed). Again, these results could support the hypothesis that phishers who deploy more sophisticated phishing sites and adopt browser fingerprinting techniques are also more successful in attracting their victims, or vice versa. More concretely, desktop users are fingerprinted with more functions than mobile ones (2.4 more functions on average).

Finally, we divide phishing pages in two categories:¹ *country-specific* phishers and *international* phishers. As the name suggests, the *country-specific* phishers (73.9% of phishing websites) target users from only one specific country while the *international* ones (26.1%) target users from multiple countries. We observe a higher percentage of fingerprinters in the international category (36.6%) than in the country-specific category (22.1%). Similar to what happens with phishers targeting mixed platforms, those that attract wider range of victim seen to implement fingerprinting functions more frequently.

Summary: Phishing websites that are more successful at attracting users, that target more devices, or whose victims span more countries, tend also to be the ones that use fingerprinting functions the most.

5 Additional Fingerprinting on Phishing Sites

Our system keeps track of the parties who initiate the scripts that call fingerprinting functions. The actors who are involved

¹ Because the collection of country information in the shared telemetry started after we begun our study, we can provide results for only 77.6% (238,958) of the phishing websites.

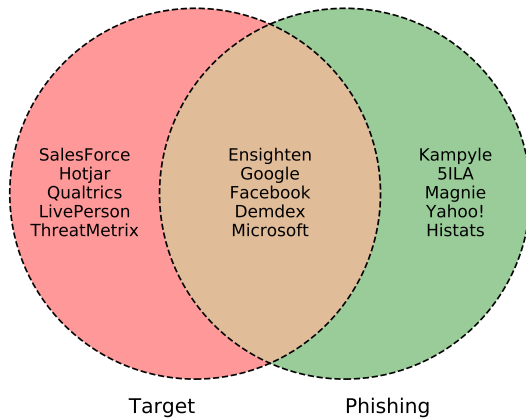


Figure 3: Most common trackers fingerprinting on websites.

might be the first-party, third-party trackers, or other third-parties. We will now focus on cases where phishers create fingerprints and share them through POST/GET requests or store them in cookies. In Table 1, we provide the breakdown for the actors on the phishing pages, cross-checking their existence on the target page as well (note that a given website can include multiple actors). On 53.7% of the phishing pages, fingerprinting content is sent directly by the first-party, i.e., by the phisher herself.

Interestingly, 77.8% of the websites which use third parties for fingerprinting do not copy them from the legitimate website they impersonate (in other words, the original site did not include that same third-party script). This indicates that the phishers collect additional information that might not necessarily be only for matching the authentication credentials of the user. 74.2% third-parties sharing data in phishing sites are known to be trackers. Overall, 91.4% (197, 177) of the phishing websites send the output of the fingerprints by using new code (from first parties or additional third parties) that does not exist on the target page.

Figure 3 shows the top trackers identified performing fingerprinting-based tracking in phishing sites and their targets. While the top trackers observed on legitimate websites [19, 60] are present in both cases, we also observe less popular entries. For example, *Histats*, *Kampyle*, and *51LA*, (just to name a few) are not among the common trackers observed in legitimate websites, due to their low prevalence. This shows that phishers tend to use different trackers than legitimate pages.

By performing the same analysis on content manipulation cases, we found very similar patterns. On 66.8% of the phishing pages, this behavior is performed by scripts from the site itself (i.e., first party). In a similar manner, 73.5% of the third parties are newly included, and were not present in the target site the phishing page is mimicking. Of all phishing websites that perform content manipulation calling fingerprinting functions, 89.6% (196, 010) use code that is directly included by the phishing page itself or third parties not present in the

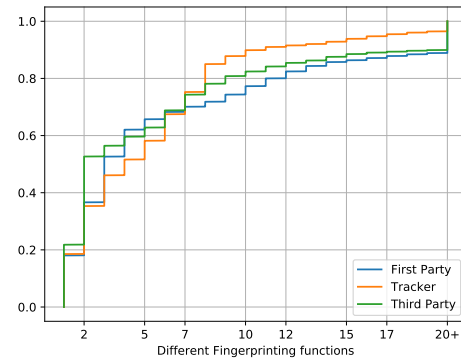


Figure 4: CDF, functions per website (by resource type).

original targeted website.

Summary: Over 90% of the phishing websites that send or store fingerprints, compute them from newly included code (not present in their target site).

5.1 Fingerprinting Functions

We now look at the fingerprinting functions that are used by the phishing sites in our dataset. We will focus on *new* fingerprinting code, as this is directly performed by the phishers, and not simply inherited from the original website (e.g., due to cut-and-paste) when developing the phishing page. Overall, we find 75 distinct fingerprinting functions in the code of phishing sites, 43 of which are basic and 32 advanced.

In total, our system identified 890,795 fingerprinting function calls throughout the data collection period. 65.9% of them were triggered by first-party scripts. 24.1% of the calls were instead performed by known tracking domains that did not exist on the impersonated original webpages. The remaining 10% of the functions were called by other third-parties included by the phisher.

Figure 4 shows the distribution of the number of fingerprinting functions invoked by the phishing websites. The graph also breaks down the number of functions called by first-party, tracker and third-party scripts. The average number of fingerprinting functions we observed in phishing pages is 6.3, 5.4 and 5.7 respectively. 10.2% of these phishing websites use advanced fingerprinting functions. There is a clear increase in the fraction of phishing websites that adopt advanced fingerprinting techniques compared to the previous study which analyzed phishing sites from 2018 (7%) [75]. Note that here we report statistics about scripts that are not in the target websites. If we include all cases, the number goes up to 24.6%.

In Tables 2 and 3, we list the basic and complex fingerprinting functions most frequently used by phishers. 78.2% of the phishing websites collect the `UserAgent`, 22.5% (44,445) the

Table 2: Top Basic Fingerprinting Functions

Fingerprinting Function	Websites
navigator.userAgent	154205
screen.width	44445
screen.height	44072
navigator.appVersion	40528
date.getTimezoneOffset	40076
navigator.plugins	30864
screen.colorDepth	28894
navigator.appName	28120
navigator.language	27010
window.devicePixelRatio	25917
navigator.cookieEnabled	21427
navigator.javaEnabled	20780
navigator.platform	20521
navigator.vendor	17591
navigator.product	16067

screen width and 20.5% (40,528) accessed the `appVersion`. These are among the most common basic fingerprinting techniques. If we consider more advanced forms of fingerprinting, such as using the canvas and WebGL APIs (6% and 2% respectively), and compare it with previous studies [75], we observe a similar percentage for canvas, but we observe a large increase in the usage of WebGL fingerprinting (which was previously reported as less than 1%). Among the techniques that are less popular in our data, we can observe a long tail of phishing sites that adopt advanced techniques such as audio fingerprinting and font fingerprinting.

Summary: Out of the nearly 900k fingerprinting call we analyzed, the vast majority originated from first party scripts or newly included trackers. Phishers use a broad range of APIs, both basic (e.g., almost 80% retrieve the user agent) and advanced (e.g., 6% use canvas).

5.2 Target Brand Analysis

The phishing websites in our dataset impersonate the login pages of 500 websites from 27 categories and 64 countries. Table 4 lists the categories that are targeted the most by phishing websites that include additional fingerprinting code. In the last column, we report the number of phishing sites that called more than 3 distinct fingerprinting functions. On average, 73% of the sites in these categories incorporated at least 3 fingerprinting functions, which shows an alignment with unique identifiers generation activities [57]. `Financial Services`, `Social Networking` and `TechnologyInternet` are the most targeted categories with between half and three-quarters of them adopting complex fingerprinting. Around 90% of the phishers call multiple functions to create fingerprints when targeting companies from `Games and Online Chats`, but less when targeting `Shopping`

Table 3: Top Advanced Fingerprinting Functions

Fingerprinting Function	Websites
document.createElement("canvas")	12014
htmlcanvaselement.toDataURL	7943
webglrenderingcontext.getParameter	3642
webglrenderingcontext.getExtension	3189
intl.datetimeformat.resolvedOptions	2252
htmlmediaelement.canPlayType	943
element.getClientRects	678
RTCPeerConnection	520
audiobuffer.getChannelData	511
OfflineAudioContext	506
canvasrenderingcontext2d.measureText	480
animation.currentTime	467
Notification.permission	269
rtcpeerconnectioniceevent.candidate	258
console.memory	238

and `Government/Legal` websites, as their legitimate counterparts include less too.

Table 5 presents the country-based breakdown of the targets. The most complicated fingerprints are created for companies in countries that do not get targeted as much. For instance, all phishing sites targeting websites in Hungary incorporate fingerprinting functions. Finally, in Table 6, we list the top 10 impersonated websites. As it can be seen, the phishing websites that target more popular websites put more effort to create richer fingerprints, as on average 81.6% of them use more than 3 functions. Again, since some targets (such as `USPS`) invokes less fingerprinting APIs on their website, their phishing counterparts also include less fingerprinting functions.

Summary: On average, over 80% of highly targeted brands, categories or countries, implement more than 3 fingerprinting functions, as their benign counterparts do.

6 Comparing Phishing with Their Targets

In the previous section, we have shown that fingerprinting is a prevalent phenomenon on phishing sites and the number of phishing websites that fingerprint their victims has been increasing over the last couple of years. We also found that various phishing websites perform different levels of fingerprinting: while the majority mainly rely on basic fingerprinting functions, a significant fraction in our dataset (i.e., 24.6%) adopt more sophisticated techniques such as canvas fingerprinting, WebGL fingerprinting and audio fingerprinting – considered the most advanced techniques leveraged today by trackers [35].

Malicious actors are already selling stolen fingerprints on the dark web [45]. However, there is no way to know for sure whether this is the case also for the ones we detected in our

Table 4: The top categories targeted by phishers

Target	# Phishing Sites	>= 3 FPs	Pct (%)
Financial Services	50932	32783	64.4
Social Networking	39773	28846	72.5
Technology/Internet	32322	21654	67.0
Government/Legal	11879	6342	53.4
Shopping	8966	3754	41.9
Online Chats	7546	6775	89.8
Business/Economy	5824	5150	88.4
Office Apps	2817	2467	87.6
Search Engines	2575	1840	71.5
Gaming	1220	1130	92.6

Table 5: The top countries targeted by phishers

Target	# Phishing Sites	>= 3 FPs	Pct (%)
Unites States	118595	80870	68.2
France	14780	7342	49.7
Japan	10357	7361	71.1
United Kingdom	4707	3563	75.7
Netherlands	4282	3464	80.9
Germany	1950	1407	72.2
Canada	1768	1371	77.5
Colombia	1200	662	55.2
Australia	1110	763	68.7
Hungary	943	941	99.8

study. In fact, for obvious ethical reasons, we avoided purchasing and searching for our data on the black market. What we did instead was to compare the most frequent basic and advanced fingerprint API calls collected by phishing sites in our dataset to those used by crimeware browsers. These browsers are designed to bypass anti-fraud system (e.g., by modifying fingerprints to match those of the victim) and are becoming very popular among cybercriminals [6, 68]. A recent study analyzed the Linken Sphere anti-detection browser and listed the set of fingerprints it supports [56]. Undoubtedly, basic fingerprints are included in the list, such as plugins and general JavaScript Windows Navigator properties or screen emulation. These are also the most popular basic fingerprints used by the phishing pages under analysis (Table 2). If we compare advanced fingerprints we also find a strong correlation, with support for Canvas, Audio, WebGL, ClientRects, Fonts, and WebRTC, all of which are present in Table 3. This shows that the information collected by phishing sites can be used by crimeware browser to better impersonate their victims.

In the previous section, we found that 91% phishing sites include new scripts with fingerprinting activity that is not observed on the original impersonated websites. Here, we perform deeper investigation on this phenomenon and provide more detailed comparison results between the phishing sites and their targets.

Table 6: The top brands targeted by phishers

Target	# Phishing Sites	>= 3 FPs	Pct (%)
Facebook	29462	21051	71.5
USPS	10728	5711	53.2
Instagram	10180	7702	75.7
Microsoft	9587	7730	80.6
Discord	7018	6425	91.6
Wells Fargo	3495	2954	84.5
SMBC	3448	2985	86.6
Orange	2761	2703	97.9
DHL	2750	2417	87.9
Citibank	2557	2209	86.4

Unfortunately, it is not possible to tell whether phishers use these identifiers for authentication [10, 28, 45], or for tracking purposes. A possible way to indirectly answer this question is to look at what the target websites do. For instance, Lin et al. [75] proposed a manual methodology to study the original websites and separate their fingerprinting APIs in the two categories. The authors created valid accounts on 16 victim websites and then iteratively removed one by one each of the fingerprinting functions – each time verifying whether the authentication was still working. If they received an alert, this proved that the information was used for authentication. If not, they concluded it might be simply used for tracking. Even if this methodology is very accurate, it can only be applied to the victim website and not to the phishing page. Moreover, it requires valid accounts (which are extremely difficult to get in case of financial institutions or government organizations) and therefore it cannot be scaled to analyze thousands of login pages, as the case here presented.

While we cannot be certain that all functions found on the legitimate website are used for authentication, it is still interesting to compare this set of functions with the ones adopted by their corresponding phishing sites. To make the comparison more meaningful, we remove the targets that use only a handful of functions. Following the approach followed in Section 4, we adopt the threshold of over 3 fingerprints and only focus on these targets for the rest of our analysis. After filtering, 368 target websites remained, impersonated by 218,611 different phishing pages.

At first, one might expect phishers to simply copy the exact same fingerprinting functionality used by their targets. However, this would be a poor and very time-consuming strategy. Instead, we believe a better strategy would be to deploy generic fingerprinting code snippets (or to provide them as part of phishing kits), which could be easily reused for different targets. These templates could invoke a superset of the fingerprinting functions used by legitimate websites – such that attackers can later reuse this information for authentication without having to tediously reverse engineer each target website individually. This seems to be the case for several

Table 7: The Top 15 functions in target but not in its phishing version (advanced fingerprinting marked with *).

FP Function	Websites
rtcpeerconnectioniceevent.candidate*	72093
document.createElement("canvas")*	41063
canvasrenderingcontext2d.measureText*	37485
deviceorientationevent.gamma*	35047
canvasrenderingcontext2d.getImageData*	34022
webglrenderingcontext.getSupportedExtensions*	32526
navigator.doNotTrack	28431
htmlcanvaselement.toDataURL*	27852
navigator.product	25703
navigator.cookieEnabled	24672
navigator.maxTouchPoints	23752
navigator.mediaDevices	22683
window.matchMedia	22164
navigator.mimeTypes	21975
htmlmediaelement.canPlayType*	21504

black market tools, which are used for multiple sites and support multiple fingerprinting information [10, 28, 45].

According to our analysis, 20% (43,581) of the phishing websites include all fingerprinting functions of the impersonated webpage. From the targets' perspective, 29.1% of the login pages are targeted by at least one phishing page that can match all its fingerprinting functions. Even though we observe an increase in this trend, still a great fraction of the phishing sites are not able to match the fingerprinting functions used by their corresponding targets. Table 7 lists the top fingerprint functions used by the targets but not by their corresponding phishing pages. As it can be seen, a considerable number of advanced fingerprinting functions are not implemented by the phishers (marked with an asterisk in the table). One example being the fingerprint based on WebRTC and the extraction of the internal IP, which 72,093 phishing pages did not include even if it was present in the target website. These results support our intuition about the optimal strategy from the phisher's perspective as they indicate that a small fraction of the phishing sites put the effort to reverseengineer the targets to match their fingerprinting choices.

In further support to our initial claim about the optimal fingerprinting strategy of the phishers, we found that 65.1% (142,384) of the phishing websites call additional fingerprinting functions that do not exist in their targets at all. On average, the numbers of additional functions included is 5.7. In general, 48.9% of them were invoked by first-party scripts, 30.9% of the times the script belonged to a known trackers, and only 20.2% from third parties. Table 8 lists the most common basic and advanced fingerprinting functions called by the phishing websites but not by their targets. Notably, 36,200 of the phishing websites include additional canvas fingerprint functions, for example. This phenomenon can be directly related to the fact that many more target website are

Table 8: The Top 15 basic and advanced FP functions in phishing websites that do not exist in their targets.

FP Function	Websites
screen.width	61301
screen.height	51109
navigator.language	49382
navigator.appVersion	46373
navigator.platform	45179
date.getTimezoneOffset	43622
navigator.appName	41486
screen.colorDepth	40298
navigator.javaEnabled	31987
navigator.plugins	30155
screen.availWidth	26378
screen.availHeight	25347
navigator.vendor	23900
navigator.cookieEnabled	23753
navigator.mimeTypes	19819
...	
document.createElement("canvas")	36200
htmlmediaelement.canPlayType	13311
htmlcanvaselement.toDataURL	13174
webglrenderingcontext.getParameter	9297
webglrenderingcontext.getExtension	5887
document.createEvent("TouchEvent")	5299
webglrenderingcontext.getContextAttributes	4630
intl.datetimeformat.resolvedOptions	3577
canvasrenderingcontext2d.isPointInPath	3532
webglrenderingcontext.getSupportedExtensions	3525
webglrenderingcontext.getShaderPrecisionFormat	3427
element.getClientRects	1632
OfflineAudioContext	1361
RTCPeerConnection	1070
canvasrenderingcontext2d.getImageData	980

starting to include advanced fingerprinting functions such as canvas fingerprinting in their flows [32].

Summary: Nearly 30% of the targets have at least one phishing page that matches their fingerprinting functions, and 65% of the phishers invoke additional functions.

7 Who are the Heavy Fingerprinters?

One of the findings of our study is that some phishing pages employ a large number of fingerprinting functions, up to 31 different ones. Since the likelihood of using the exact same set is small, this information can be used to cluster phishing pages together, and potentially attribute them to the same phisher or phishing kit [30].

In an attempt to make accurate attribution, we experimentally evaluated different thresholds and decided to adopt 10 different functions (twice the amount used by the average benign websites [57]) as the threshold for identifying unique

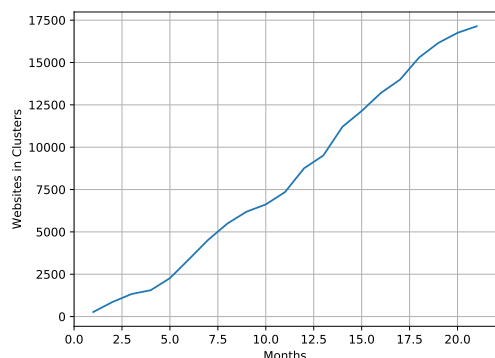


Figure 5: Number of websites in clusters, per month.

signatures that could be attributed to the same entity. Additionally, we require at least one of these functions to belong to the advanced category and we remove cases in which all functions are invoked by third-party scripts. In our dataset, 6.5% (17, 178) of the phishing websites satisfy these requirements. Figure 5 presents the temporal evolution of these websites, showing a steady increase during all months of our analysis. This indicates that not only the general number of phishing pages incremented during the analysis period, but that this is also the case for those that can be clustered by using their fingerprinting functionalities.

To increase the precision of the signatures we generate, we look not only at the functions called, but also incorporate the information about the callee. If the callee is a third party, we include the domain name in our data structure (e.g., `[canvasrenderingcontext2d.measureText, domain.com]`). If on the other hand, it is the first party, we mark it as `first`. We then compute a cryptographic hash of the list of ordered function and callee pairs to generate the signatures. In total, we obtain 603 unique signatures present in more than one phishing page, out of which 32 are observed in phishing sites that impersonate more than one target brand. By analyzing the top fingerprinting APIs invoked in these cluster, we found a very similar trend to the one described in Section 5, with just some small changes in the order. For example, `navigator.javaEnabled` and `Notification.permission` are more common among clustered pages than in the general phishing dataset.

7.1 Understanding Clusters

One important point for phishing websites is data harvesting. The analysis of this process through the different clusters allows us to better understand how these campaigns work. In particular, we observed that scripts first retrieve the information and compute the corresponding fingerprints, and then immediately (milliseconds after, depending on the victim machine) send back the obtained data. As previously indicated,

Table 9: Top more prevalent signatures.

MD5 Signature	FPs	Targets	Categories
19c0e2aec1..298838d452a4	31	15	7
4c81f54a77..6d9cabd3945d	27	8	3
52260cff2c..8b9a98697069	12	7	3
169a53d833..d71bd65b2199	11	3	1
ce1708c9ee..3645ab2240f8	16	3	2

attacker can perform this action using either GET/POST requests or cookies. 81.3% (490) of the clusters harvest this information by including it inside a request. A closer look at those requests reveal that 72.7% of the cases are associated with parameters in GET requests, and the remaining 27.3% include them in the body of POST requests. Moreover, 18.7% of the clusters store the information in cookies that are attached to subsequent page requests.

We also investigated the destination of those requests. Our results show that all clusters send information to their own domains (i.e., first party). Furthermore, 36.7% (221) of the clusters also sent fingerprinting data to third parties. In this case, we found that all those third party domain were classified as trackers according to the lists indicated in Section 3, with Google being the most prominent one. These behaviors indicate that attackers do not use certain domains as hubs to collect data from different websites even if present in the same cluster, and that they mainly really on first-party data harvesting approaches.

Table 9 presents the signatures we observe most frequently in our phishing data, along with the number of fingerprinting functions they use, the number of different targets they impersonate, and the number of website categories these target belong to. The results show that phishers indeed seem to reuse fingerprint code when they create phishing pages for multiple of their targets and they do that across multiple targets, in some cases up to 15 from 7 different categories. In the next section, we will present two case studies where we manually check the source code of the phishing pages and provide more details about the campaigns.

In Tables 10 and 11 we report the categories and companies most commonly targeted by the groups we identified. It is interesting to see that the order of the categories is quite different compared to the general category statistics provided in the previous section. For example, the *Technology/Internet* category surpasses the *Social Networking* category which was the second most prevalent. The table also lists the most targeted companies by the campaigns. The distribution is quite diverse and includes a big tech company, a crypto exchange service, a service provider, a bank, and a social network.

Table 10: Top target categories in multi-target signatures.

Target	Signatures
Financial Services	15
Technology/Internet	13
Social Networking	4
Search Engines	3
Business/Economy	2

Table 11: Top targets in multi-target signatures.

Target	Signatures
Microsoft	7
Paxful	7
Orange	3
Wells Fargo	3
Facebook	3

7.2 Case Studies

To obtain a deeper understanding about the fingerprinting practices of the phishers and how they reuse the fingerprinting functionalities on different targets, we perform a deeper investigation through two case studies. We chose the signature that targets the most number of targets (the first signature in Table 9) and the runner-up signature in the same table for our manual investigation.

During the crawling phase, we collected all information related to each phishing websites – including source code, HTTP headers, all scripts that were created and executed (even if they were deleted afterwards), all fingerprinting analysis results, and the page screenshot. This allowed us perform a post-mortem manual analysis for a random sample of ten phishing websites belonging to the two mentioned signatures.

Signature 1 (19c0e2aec1 . . 298838d452a4)

All of the phishing websites included in this campaign call exactly the same 31 fingerprinting functions, and all calls are made by the first party (the website itself). Our tool classified 88% of the fingerprinting calls for content manipulation purposes. 44% of them used advanced methods, such as WebGL fingerprinting (e.g., `webglrenderingcontext.getShaderPrecisionFormat`), canvas fingerprinting, and audioFingerprinting. Among the basic fingerprinting functions used by these pages, some are used to obtain detailed information about the device, such as `navigator.mediaDevices` and `navigator.maxTouchPoints` and are not very common in other phishing websites.

Some of the impersonated pages made exactly the same calls, indicating that very likely attackers included these functions to match the target webpages. Due to the high sophistication of the presented case study, we speculate that the attackers may be saving the information used for content manipulation

also for fingerprinting.

This campaign target 15 companies (such as Apple, Steam, M&T Bank, Citizens Bank, Discord, Instagram, Avito, or Coinbase) in 7 different categories (*Technology/Internet, Games, Financial Services, Chat, Social Networking, CryptoCurrency, and Shopping*). This operation started in July 2021 and continued to create new phishing pages until the end of our data collection period. The attackers launched phishing attacks to target a specific company every month, and successive attacks were never overlapping as the attacker always waited to finish a campaign before starting a new one. For example, the Discord campaign ran only from mid-September to mid-October 2021. We also looked at the domains used by the phishers and found several cases of state-of-the-art techniques such as typosquatting (e.g., website and websiet), hyphenation (e.g., website and web-site) or letter replacements (e.g., website and weblte), all adopted to lure the victims not only by impersonating the target webpage visually but also by creating look-alike domains.

The JavaScript in the phishing websites is heavily obfuscated. Even so, we managed to reverse-engineer their code and identify the fingerprinting activities detected by our crawler. The 10 pages we manually reversed had almost exactly the same source code, proving that they were created by the same attacker group. We were able to confirm that the majority of the functions (30 out of 34) are indeed used for content manipulation (cloaking more specifically). The usage of such a sophisticated fingerprint only for ensuring the access to the webpage was only done by real users, shows the effort put by the attackers for making their attacks as stealthy as possible. When the user accesses the website a message in English is shown to inform the user will be redirected shortly. The users' whose browser language is configured to "ru-RU" are shown the Russian version of the same text. It is interesting that in all targets (except those that target Avito, a Russian website that offers anything from general goods, to jobs, car or even real estate), we observe this same language behavior.

Taking into account the profile of the impersonated websites, it seems that the attacker targeted individuals that are 1) younger (e.g., Discord and Instagram), 2) Russian (e.g., Avito and "ru-RU"), 3) interested in technology (e.g., Apple, Coinbase), 4) living in US (e.g., M&T Bank and Citizens Bank). Moreover, the attackers implemented very advanced fingerprinting techniques and registered expensive domains using state-of-the-art domain look-alike methods, hinting that the phishers are well funded and knowledgeable.

Signature 2 (4c81f54a77 . . 6d9cabd3945d)

For our second case study, we look at the runner-up signature that also includes a large number of fingerprinting functions: 27. Unlike the previous campaign, in this case not all fingerprinting calls are performed by first-party code. Precisely, 23.68% of the functions are called by the phishing websites, and all are used for fingerprinting. Of these, 3 are canvas fin-

gerprint functions. The remaining calls are instead invoked by known trackers, such as Kliken.

This campaign targeted 3 categories: *Social Networking*, *Technology/Internet* and *Search Engines*, and companies such as Twitter, Orange, British Telecom, AOL, and Yahoo. We observed pages belonging to this prolific campaign for the whole analysis period of 21 months. Unlike the previous attackers, campaigns against different targets were often overlapping. For example, a British Telecom campaign lasted for more than 2 months, in the middle of which the phishers also run a one-week campaign against Yahoo. Also, for these attacks, attackers do not purchase domains that could increase their effectiveness. They used instead the free version of website creator services and their sub-domains to host the phishing websites. As a result, many of these pages were created at zero cost, with no financial overhead.

We also checked the code of the phishing websites and identified the adoption of heavy obfuscation techniques as well. We reverse-engineered the pages to confirm they were created by the same attacker (group). As we mentioned earlier, the majority of the fingerprint is sourced by trackers. When we looked at how web pages are created using the website creation service, we saw that the webpage encouraged the usage of tracking to perform analytics about the website.

The canvas fingerprinting that was made by the first party exhibits instead an interesting behavior. While in general more basic fingerprinting functions are used by this group, the canvas fingerprinting is done multiple times with different combinations to increase the precision of the created identifier. In conclusion, given the lower sophistication and the multiple overlapping campaigns against different targets, this could be the result of a group of phishers using the same phishing kit.

8 Discussion and Conclusion

While phishing and browser fingerprinting are two research areas that, independently, have been the focus of a large body of research over the years, there is very little knowledge about how intricate interconnections between the two subjects are. In this paper we try to shed some light on current browsing fingerprinting practices adopted by phishing pages. Are they a common practice? How are they implemented? Do we see an increase on fingerprinting adoption? Which API functions are primarily used and for what purpose? Can we identify fingerprinting patterns that are shared between phishing websites? Can these patterns be useful for identify distinct groups or campaigns?

The main finding of our paper is that fingerprinting is a very common phenomenon in the phishing ecosystem, and the adoption rates are constantly increasing (x2 increase during the 21 months of our analysis). Today, 26.6% of the phishing pages use browser fingerprinting functions, a percentage that increases consistently among the most successful (in terms of number of victims) phishing campaigns. We also observe

a different adoption depending on the specific targets, categories, countries, or even device types. For instance, phishing pages aiming at both PC and mobile devices tend to include more fingerprinting functions, granting attackers the ability to obtain a wider range of data.

These techniques are either implemented by the phishers themselves (i.e., first party scripts) or loaded from external sources. Sometimes the code is hosted as an attacker-controlled external service, and other times it is implemented by using well known web trackers. More concretely, over 90% of the script following a fingerprinting intention, are newly included code not present in the target. In fact, the choice depends on the objective of collected data: phishers often go beyond using basic approaches, and are starting to implement advanced methods (24.6%) such as WebGL, canvas or audio fingerprinting, to refine the information needed for operations.

Next, we detail our analysis by attempting to automatically identify the reasons behind the fingerprinting performed by the phishers. It is important to point out that it is impossible to provide a definitive answer, as that would require knowing the exact actions taken by the attackers on the server-side. In fact, the exact same fingerprint can be used for authentication bypass or for general tracking, or for both purposes at the same time. Through our systematic analysis, however, we were able to make an assessment and provide possible explanations. For instance, we verified whether the victim website's use fingerprinting functions, and compare them to the one extracted from the corresponding phishing pages. However, due to the existing limitations to identify whether a website incorporates fingerprinting as a multi-factor authentication scheme [75] and to find the exact sequence of fingerprinting functions used for it, we cannot be certain that the target websites incorporate fingerprint for authentication and therefore whether phishing websites match them intentionally to steal the credentials. Instead, we perform comparisons between the fingerprinting functions called by the target websites and the phishing websites that impersonate them, and find that 29.1% of the target sites have at least one phishing page that matches all the fingerprinting functions. Therefore, if the targets used multi-factor authentication, the phishers could generate the correct authentication credentials for logins.

Lastly, in order to investigate the possible existence of distinct groups behind advanced phishing campaigns, we computed a signature based on the list of fingerprinting functions used by each site. We were able to extract 32 unique signatures impersonating more than one target brand, matching up to 15 targets from 7 different categories. Through a manual analysis of some such cases, we discovered clusters that suggest specific attacker groups with distinct modes of operations. In summary, we performed the largest, most comprehensive study of browser fingerprinting on phishing websites, allowing us to expose many important insights that were previously difficult or impossible to understand.

Acknowledgment

This project was supported by the European Union's Horizon 2020 research and innovation programme under grant agreement No. 101019206 (TESTABLE).

References

- [1] Sahar Abdelnabi, Katharina Krombholz, and Mario Fritz. Whitenet: Phishing website detection by visual whitelists. *CoRR*, abs/1909.00300, 2019.
- [2] Sahar Abdelnabi, Katharina Krombholz, and Mario Fritz. Visualphishnet: Zero-day phishing website detection by visual similarity. In *ACM SIGSAC conference on computer and communications security (CCS)*, 2020.
- [3] Gunes Acar, Christian Eubank, Steven Englehardt, Marc Juarez, Arvind Narayanan, and Claudia Diaz. The web never forgets: Persistent tracking mechanisms in the wild. In *ACM SIGSAC Conference on Computer and Communications Security (CCS)*, 2014.
- [4] Bhupendra Acharya and Phani Vadrevu. Phishprint: Evading phishing detection crawlers by prior profiling. In *USENIX Security Symposium (USENIX Security)*, 2021.
- [5] Sadia Afroz and Rachel Greenstadt. Phishzoo: Detecting phishing websites by looking at them. In *IEEE International Conference on Semantic Computing*, 2011.
- [6] Babak Amin Azad, Oleksii Starov, Pierre Laperdrix, and Nick Nikiforakis. Short paper - taming the shape shifter: detecting anti-fingerprinting browsers. In *Detection of Intrusions and Malware, and Vulnerability Assessment (DIMVA)*, 2020.
- [7] Babak Amin Azad, Oleksii Starov, Pierre Laperdrix, and Nick Nikiforakis. Web runner 2049: Evaluating third-party anti-bot services. In *Detection of Intrusions and Malware, and Vulnerability Assessment (DIMVA)*, 2020.
- [8] Nampoina Andriamilanto, Tristan Allard, Gaëtan Le Guelvouit, and Alexandre Garel. A large-scale empirical analysis of browser fingerprints properties for web authentication. *ACM Transactions on the Web*, 2021.
- [9] Manos Antonakakis, Roberto Perdisci, David Dagon, Wenke Lee, and Nick Feamster. Building a dynamic reputation system for dns. In *USENIX Security Symposium (USENIX Security)*, 2010.
- [10] Ariel Ainhoren. Digital Browser Identities: The Hottest New Black Market Good. *IntSights*, 2019.
- [11] Privacy Badger. Automatically learns to block invisible trackers. <https://privacybadger.org/>.
- [12] Leyla Bilge, Engin Kirda, Christopher Kruegel, and Marco Balduzzi. Exposure: Finding malicious domains using passive dns analysis. In *Network and Distributed System Security (NDSS)*, 2011.
- [13] Brave Browser. Privacy Updates, Fingerprinting Protection. <https://brave.com/privacy-updates/>.
- [14] Interactive Advertising Bureau. The socioeconomic impact of internet tracking. <https://www.iab.com/wp-content/uploads/2020/02/The-Socio-Economic-Impact-of-Internet-Tracking.pdf>, 2020.
- [15] Michele Campobasso and Luca Allodi. Impersonation-as-a-service: Characterizing the emerging criminal infrastructure for user impersonation at scale. In *ACM SIGSAC Conference on Computer and Communications Security (CCS)*, 2020.
- [16] Yinzhi Cao, Song Li, and Erik Wijmans. (Cross-) Browser Fingerprinting via OS and Hardware Level Features. In *Network and Distributed System Security (NDSS)*, 2017.
- [17] Kang Leng Chiew, Choon Lin Tan, Koksheik Wong, Kelvin Yong, and Wei Tiong. A new hybrid ensemble feature selection framework for machine learning-based phishing detection system. *Information Sciences*, 2019.
- [18] ChromeDevTools. Instrument, inspect, debug and profile Chromium, Chrome and other Blink-based browsers. <https://github.com/ChromeDevTools/debugger-protocol-viewer>, 2021.
- [19] Savino Dambra, Iskander Sanchez-Rola, Leyla Bilge, and Balzarotti. When sally met trackers: Web tracking from the users' perspective. In *USENIX Security Symposium (USENIX Security)*, 2022.
- [20] Antonin Durey, Pierre Laperdrix, Walter Rudametkin, and Romain Rouvoy. Fp-redemption: Studying browser fingerprinting adoption for the sake of web security. In *Detection of Intrusions and Malware, and Vulnerability Assessment (DIMVA)*, 2021.
- [21] EasyPrivacy. Block tracking and improve end user privacy. <https://github.com/easylist>, 2021.
- [22] Peter Eckersley. How unique is your web browser? *Privacy Enhancing Technologies (PETS)*, 2010.
- [23] Steven Englehardt and Arvind Narayanan. Online tracking: A 1-million-site measurement and analysis. In *ACM SIGSAC Conference on Computer and Communications Security (CCS)*, 2016.

- [24] European Union. Directive 2009/136/EC of the European Parliament and of the Council of 25 November 2009. *Official Journal of the European Union*, 2009.
- [25] European Union. Regulation (EU) 2016/679 of the European Parliament and of the Council of 27 April 2016. *Official Journal of the European Union*, 2016.
- [26] Federal Trade Commission (FTC). Consumer Sentinel Network Data Book. <https://www.ftc.gov/news-events/news/press-releases/2022/02/new-data-shows-ftc-received-28-million-fraud-reports-consumers-2021-0>, 2021.
- [27] Mozilla Firefox. JESTER (Javascript Execution Survey and Traffic Record). https://bugzilla.mozilla.org/show_bug.cgi?id=1496154.
- [28] Global Research & Analysis Team. Digital Doppelgangers Cybercriminals cash out money using stolen digital identities. *Kaspersky Lab*, 2019.
- [29] Google. Safe Browsing lists of unsafe web resources. <https://safebrowsing.google.com/>, 2022.
- [30] Xiao Han, Nizar Kheir, and Davide Balzarotti. Phisheye: Live monitoring of sandboxed phishing kits. In *ACM SIGSAC Conference on Computer and Communications Security (CCS)*, 2016.
- [31] Luca Invernizzi, Kurt Thomas, Alexandros Kapravelos, Oxana Comanescu, Jean-Michel Picod, and Elie Bursztein. Cloak of visibility: Detecting when machines browse a different web. In *IEEE Symposium on Security and Privacy (SP)*, 2016.
- [32] Umar Iqbal, Steven Englehardt, and Zubair Shafiq. Fingerprinting the fingerprinters: Learning to detect browser fingerprinting behaviors. In *IEEE Symposium on Security and Privacy (SP)*, 2021.
- [33] Tadayoshi Kohno, Andre Broido, and Kimberly C Claffy. Remote physical device fingerprinting. *IEEE Transactions on Dependable and Secure Computing*, 2005.
- [34] Tomer Laor, Naif Mehanna, Antonin Durey, Vitaly Dyadyuk, Pierre Laperdrix, Clémentine Maurice, Yossi Oren, Romain Rouvoy, Walter Rudametkin, and Yuval Yarom. Drawnapart: A device identification technique based on remote gpu fingerprinting. In *Network and Distributed System Security (NDSS)*, 2022.
- [35] Pierre Laperdrix, Nataliia Bielova, Benoit Baudry, and Gildas Avoine. Browser fingerprinting: A survey. *ACM Transactions on the Web*, 2020.
- [36] Yan Lau. A brief primer on the economics of targeted advertising. *Technical report*, 2020.
- [37] Jehyun Lee, Pingxiao Ye, Ruofan Liu, Dinil Mon Divakaran, and Mun Chan. Building robust phishing detection system: an empirical analysis. In *NDSS Workshop on Measurements, Attacks, and Defenses for the Web (MADWeb)*, 2020.
- [38] Nektarios Leontiadis, Tyler Moore, and Nicolas Christin. Measuring and analyzing search-redirection attacks in the illicit online prescription drug trade. In *USENIX Security Symposium (USENIX Security)*, 2011.
- [39] Song Li and Yinzhi Cao. Who touched my browser fingerprint? a large-scale measurement study and classification of fingerprint dynamics. In *Internet Measurement Conference (IMC)*, 2020.
- [40] Vector Guo Li, Matthew Dunn, Paul Pearce, Damon McCoy, Geoffrey M Voelker, and Stefan Savage. Reading the tea leaves: A comparative analysis of threat intelligence. In *USENIX Security Symposium (USENIX Security)*, 2019.
- [41] Yukun Li, Zhenguo Yang, Xu Chen, Huaping Yuan, and Wenyin Liu. A stacking model using url and html features for phishing webpage detection. *Future Generation Computer Systems*, 2018.
- [42] Yun Lin, Ruofan Liu, Dinil Mon Divakaran, Jun Yang Ng, Qing Zhou Chan, Yiwen Lu, Yuxuan Si, Fan Zhang, and Jin Song Dong. Phishpedia: A hybrid deep learning based approach to visually identify phishing webpages. In *USENIX Security Symposium (USENIX Security)*, 2021.
- [43] Keaton Mowery and Hovav Shacham. Pixel perfect: Fingerprinting canvas in HTML5. In Matt Fredrikson, editor, *IEE Workshop on Web 2.0 Security and Privacy (W2SP)*, 2012.
- [44] Mozilla Foundation Wiki. Firefox::Security, Tracking protection. https://wiki.mozilla.org/Security/Tracking_protection, 2021.
- [45] NETACEA. Buying Bad Bots Wholesale: The Genesis Market. *Technical Report*, 2021.
- [46] Nick Nikiforakis, Alexandros Kapravelos, Wouter Joosen, Christopher Kruegel, Frank Piessens, and Giovanni Vigna. Cookieless monster: Exploring the ecosystem of web-based device fingerprinting. In *IEEE Symposium on Security and Privacy (SP)*, 2013.
- [47] Adam Oest, Yeganeh Safaei, Adam Douppé, Gail-Joon Ahn, Brad Wardman, and Kevin Tyers. Phishfarm: A scalable framework for measuring the effectiveness of evasion techniques against browser phishing blacklists. In *IEEE Symposium on Security and Privacy (SP)*, 2019.

- [48] Adam Oest, Yeganeh Safaei, Penghui Zhang, Brad Wardman, Kevin Tyers, Yan Shoshitaishvili, Adam Doupé, and Gail-Joon Ahn. Phishtime: Continuous longitudinal measurement of the effectiveness of anti-phishing blacklists. In *USENIX Security Symposium (USENIX Security)*, 2020.
- [49] Adam Oest, Yeganeh Safaei, Adam Doupé, Gail-Joon Ahn, Brad Wardman, and Gary Warner. Inside a phisher’s mind: Understanding the anti-phishing ecosystem through phishing kit analysis. In *APWG Symposium on Electronic Crime Research (eCrime)*, 2018.
- [50] OpenPhish. Actionable intelligence data on active phishing threats. <https://openphish.com/>, 2022.
- [51] OpenWPM. JS Instrumentation Collections - Fingerprinting. https://github.com/openwpm/OpenWPM/blob/master/openwpm/js_instrumentation_collections/fingerprinting.json, 2020.
- [52] OpenWPM. A Web privacy measurement framework. <https://github.com/openwpm/OpenWPM/releases>, 2022.
- [53] pHash. The open source perceptual hash library. <https://www.phash.org/>, 2021.
- [54] Phishtank. Clearing house for data and information about phishing. <https://phishtank.org/>, 2021.
- [55] Photon Research Team. From Exposure to Takeover: The 15 billion stolen credentials allowing account takeovers. *Digital Shadows*, 2020.
- [56] Recorded Future (Insikt Group). Profiling the Linken Sphere Anti-Detection Browser. <https://go.recordedfuture.com/hubfs/reports/cta-2020-0107.pdf>, 2020.
- [57] Valentino Rizzo, Stefano Traverso, and Marco Mellia. Unveiling web fingerprinting in the wild via code mining and machine learning. *Privacy Enhancing Technologies (PETS)*, 2021.
- [58] Apple (Safari). Tracking Prevention in WebKit. <https://webkit.org/tracking-prevention/>.
- [59] Ozgur Sahingoz, Ebubekir Buber, Onder Demir, and Banu Diri. Machine learning based phishing detection from urls. *Expert Systems with Applications*, 2019.
- [60] Iskander Sanchez-Rola, Matteo Dell’Amico, Davide Balzarotti, Pierre-Antoine Vervier, and Leyla Bilge. Journey to the center of the cookie ecosystem: Unraveling actors’ roles and relationships. In *IEEE Symposium on Security and Privacy (SP)*, 2021.
- [61] Iskander Sanchez-Rola and Igor Santos. Knockin’ on tracker’ door: Large-scale automatic analysis of web tracking. In *Detection of Intrusions and Malware, and Vulnerability Assessment (DIMVA)*, 2018.
- [62] Iskander Sanchez-Rola, Igor Santos, and Davide Balzarotti. Extension breakdown: Security analysis of browsers extension resources control policies. In *USENIX Security Symposium (USENIX Security)*, 2017.
- [63] Iskander Sanchez-Rola, Igor Santos, and Davide Balzarotti. Clock around the clock: Time-based device fingerprinting. In *ACM SIGSAC Conference on Computer and Communications Security (CCS)*, 2018.
- [64] Peter Snyder, Lara Ansari, Cynthia Taylor, and Chris Kanich. Browser feature usage on the modern web. In *Internet Measurement Conference (IMC)*, 2016.
- [65] Konstantinos Solomos, Panagiotis Iliia, Sotiris Ioannidis, and Nicolas Kourtellis. Clash of the trackers: Measuring the evolution of the online tracking ecosystem. *arXiv preprint arXiv:1907.12860*, 2019.
- [66] DuckDuckGo (SpreadPrivacy). Tracker Radar Exposes Hidden Tracking. <https://spreadprivacy.com/duckduckgo-tracker-radar/>.
- [67] Oleksii Starov and Nick Nikiforakis. Xhound: Quantifying the fingerprintability of browser extensions. In *IEEE Symposium on Security and Privacy (SP)*, 2017.
- [68] Team SpyCloud. How New Anti-Detect Browsers Spoof Real Users with Stolen Digital Fingerprints. <https://spycloud.com/blog/anti-detect-browsers-stolen-digital-fingerprints/>, 2022.
- [69] Ke Tian, Steve Jan, Hang Hu, Danfeng Yao, and Gang Wang. Needle in a haystack: Tracking down elite phishing domains in the wild. In *Internet Measurement Conference (IMC)*, 2018.
- [70] urlScan: Website scanner for suspicious and malicious URLs. urlscan.io, 2022.
- [71] Antoine Vastel, Pierre Laperdrix, Walter Rudametkin, and Romain Rouvoy. Fp-stalker: Tracking browser fingerprint evolutions. In *IEEE Symposium on Security and Privacy (SP)*, 2018.
- [72] Antoine Vastel, Walter Rudametkin, Romain Rouvoy, and Xavier Blanc. Fp-crawlers: studying the resilience of browser fingerprinting to block crawlers. In *NDSS Workshop on Measurements, Attacks, and Defenses for the Web (MADWeb)*, 2020.
- [73] VirusTotal. API v3 Overview. <https://developers.virustotal.com/reference/overview>, 2021.

- [74] World Wide Web Consortium (W3C). Privacy Interest Group Charter. <https://www.w3.org/2011/07/privacy-ig-charter>, 2019.
- [75] Saumya Solanki Xu Lin, Panagiotis Ilia and Jason Polakis. Phish in sheep’s clothing: Exploring the authentication pitfalls of browser fingerprinting. In *USENIX Security Symposium (USENIX Security)*, 2022.
- [76] Christoph Zauner. Implementation and benchmarking of perceptual image hash functions. *Upper Austria University of Applied Sciences*, 2010.
- [77] Penghui Zhang, Adam Oest, Haehyun Cho, Zhibo Sun, RC Johnson, Brad Wardman, Shaown Sarker, Alexandros Kapravelos, Tiffany Bao, Ruoyu Wang, Yan Shoshitaishvili, Adam Doupé, and Gail-Joon Ahn. Crawlphish: Large-scale analysis of client-side cloaking techniques in phishing. In *IEEE Symposium on Security and Privacy (SP)*, 2021.

Appendix

A. Fingerprint Computation

Early solutions [22] computed a browser fingerprint by incorporating features extracted from the HTTP headers, Javascript, and the list of installed plugins. For instance, a fingerprint can include information from the `User-Agent`, `Content encoding`, and `Content language headers`, the list of plugins [62, 67], and other browser configurations such as whether cookies are enabled, the timezone, the screen resolution and color depth, and the list of available fonts. Today, approaches

based on this information are commonly referred as “basic fingerprinting” [35], to distinguish them from more advanced forms of fingerprinting that were proposed later by researchers [16, 33, 34, 46, 63]. For instance, canvas fingerprinting leverages the browser Canvas API, which provides methods and objects to draw and create graphics on a canvas drawing surface. Differences in the underlying graphic card, operating system, fonts, sub pixel hinting, and version of the browser make the canvas of each user unique, and therefore a great candidate for fingerprinting [46]. Mowery et. al. [43] explored instead the use of the WebGL API for fingerprinting as they discovered that differences in the processing pipeline could lead to different WebGL profiles. This motivated future work to heavily utilize WebGL to identify unique devices [16, 34]. The Web Audio API was also found to leave unique traces that could be used for fingerprinting [23]. Finally, other methods are able to very accurately distinguish machines, by detecting hardware imperfections, such as those in the internal quartz crystal clocks used in modern computers [33, 63].

In summary, in this paper we consider basic fingerprinting information those that are obtainable from general browser objects (such as screen, navigator, Document, window, and date) and advance fingerprinting anything else.

Browser fingerprinting is now such an important threat to the Internet user’s privacy that the World Wide Web Consortium (W3C) decided to test each new API for its fingerprintability before it is publicly made available [74]. In our work, we implemented techniques to identify the adoption of all state-of-the-art fingerprinting functions available to date (more than 100) and measure their prevalence on the phishing website ecosystem.