

# OpenAirInterface 4G: an open LTE network in a PC

Navid Nikaein, Raymond Knopp, Florian Kaltenberger, Lionel Gauthier,  
Christian Bonnet, Dominique Nussbaum, and Riadh Ghaddab  
Eurecom

06410 Biot Sophia-Antipolis, France

nikaeinn, knopp, bonnet, kaltenberger, gauthier, nussbaum, ghaddab@eurecom.fr

## ABSTRACT

LTE 4G cellular networks are gradually being adopted by all major operators in the world and are expected to rule the cellular landscape at least for the current decade. They will also form the starting point for further progress beyond the current generation of mobile cellular networks to chalk a path towards fifth generation mobile networks. The lack of open cellular ecosystem has limited applied research in this field within the boundaries of vendor and operator R&D groups. Furthermore, several new approaches and technologies are being considered as potential elements making up such a future mobile network, including cloudification of radio network, radio network programability and APIs following SDN principles, native support of machine-type communication, and massive MIMO. Research on these technologies requires realistic and flexible experimentation platforms that offer a wide range of experimentation modes from real-world experimentation to controlled and scalable evaluations while at the same time retaining backward compatibility with current generation systems.

In this work, we present OpenAirInterface (OAI) as a suitably flexible platform towards open LTE ecosystem and playground [1]. We will demonstrate an example of the use of OAI to deploy a low-cost open LTE network using commodity hardware with standard LTE-compatible devices. We also show the reconfigurability features of the platform.

## Categories and Subject Descriptors

C.2.1 [Computer-Communication Networks]: Network Architecture and Design - Wireless Communication System

## Keywords

OpenAirInterface, LTE, Open Cellular Ecosystem

## 1. INTRODUCTION

Cellular systems are among one of the last industries expected to converge from a slow-moving proprietary and expensive HW/SW platforms towards an open SW platforms leveraging commodity hardware. This is required to build an open cellular ecosystem and foster innovations in the wireless world as already produced in OpenStack for cloud services and Android for mobile OS. Currently, the only open cellular ecosystem is that of OpenBTS, which provides an open development kit for 2G systems [2].

In this work, we present OpenAirInterface (OAI) wireless technology platform as a first opensource software-based implementation of the LTE system spanning the full protocol stack of 3GPP standard both in E-UTRAN and EPC [1]. It can be used to build and customized an LTE base station and core network on a PC and

connect a commercial UEs to test different configurations and network setups and monitor the network and mobile device in realtime. OAI is based on a PC hosted software radio frontend architecture. With OAI, the transceiver functionality is realized via a software radio front end connected to a host computer for processing. This approach is similar to other software-defined radio (SDR) prototyping platforms in the wireless networking research community such as SORA [3]. Other similar approaches combining PCs and FPGA-based processing make use of NI LabVIEW software [4] or using the WARP [5] architecture. To our best knowledge, OpenAirInterface is the only fully x86-based SDR solution in open-source, providing both UE, eNB, and core-network functionality. A similar closed-source development commercialized by Amarisoft (LTE 100) which targets several USRP platforms provides eNB and core-network functionality on standard Linux-based PCs [6]. OAI is written in standard C for several realtime Linux variants optimized for x86 and released as free software under the terms of version 3 of the GNU General Public License (GPLv3). OAI provides a rich development environment with a rang of build-in tools such as highly realistic emulation modes, soft monitoring and debugging tools, protocol analyzer, performance profiler, and configurable logging system for all layers and channels.

Towards building an open cellular ecosystem for flexible and low-cost 4G deployment and experimentations, OAI aims at the following objectives:

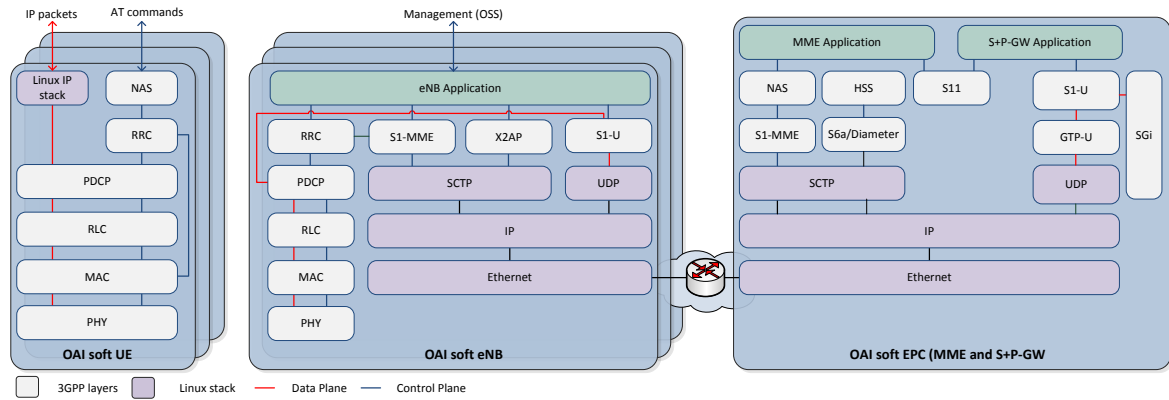
- Open and integrated development environment under the control of the experimenters;
- Fully software-based network functions offering flexibility to architect, instantiate, and reconfigure the network components (at the edge, core, or cloud using the same or different addressing space);
- Playground for commercial handsets as well as application, service, and content providers;
- Rapid prototyping of 3GPP compliant and non-compliant use-cases as well as new concepts towards 5G systems ranging from M2M/IoT and software-defined networking to cloud-RAN and massive MIMO.

## 2. OPENAIRINTERFACE (OAI)

### 2.1 Software

Currently, the OAI platform includes a full software implementation of 4th generation mobile cellular systems compliant with 3GPP LTE standards in C under realtime Linux optimized for x86. At the Physical layer, it provides the following features:

- LTE release 8.6 compliant, with a subset of release 10;



**Figure 1: OpenAirInterface LTE software stack.**

- FDD and TDD configurations in 5, 10, and 20 MHz bandwidth;
- Transmission mode: 1 (SISO), and 2, 4, 5, and 6 (MIMO 2x2);
- CQI/PMI reporting;
- All DL channels are supported: PSS, SSS, PBCH, PCFICH, PHICH, PDCCH, PDSCH, PMCH;
- All UL channels are supported: PRACH, PUSCH, PUCCH, SRS, DRS;
- HARQ support (UL and DL);
- Highly optimized base band processing (including turbo decoder). With AVX2 optimization, a full software solution would fit with an average of 1x86 core per eNB instance (64QAM in downlink, 16QAM in uplink, 20MHz, SISO).

For the E-UTRAN protocol stack, it provides:

- LTE release 8.6 compliant and a subset of release 10 features;
- Implements the MAC, RLC, PDCP and RRC layers;
- protocol service for Rel10 eMBMS (MCH, MCCH, MTCH)
- Priority-based MAC scheduler with dynamic MCS selection;
- Fully reconfigurable protocol stack;
- Integrity check and encryption using the AES algorithm;
- Support of RRC measurement with measurement gap;
- Standard S1AP and GTP-U interfaces to the Core Network;
- IPv4 and IPv6 support.

Evolved packet core network features:

- MME, SGW, PGW and HSS implementations. OAI reuses standards compliant stacks of GTPv1u and GTPv2c application protocols from the open-source software implementation of EPC called nWEPc [7];
- NAS integrity and encryption using the AES algorithm;
- UE procedures handling: attach, authentication, service access, radio bearer establishment;
- Transparent access to the IP network (no external Serving Gateway nor PDN Gateway are necessary). Configurable access point name, IP range, DNS and E-RAB QoS;
- IPv4 and IPv6 support.


Figure 1 shows a schematic of the implemented LTE protocol stack in OAI. OAI can be used in the context of a rich software development environment including Aeroflex-Geisler LEON / GR-LIB, RTOS either RTAI or RT-PREEMPT, Linux, GNU, Wireshark, control and monitoring tools, message and time analyser, low level login system, traffic generator, profiling tools and soft

scope. It also provide tools for protocol validation, performance evaluation and pre-deployment system test. Several interoperability tests have been successfully performed with the commercial LTE-enabled mobile devices, namely Huawei E392, E398u-1, Bandrich 500 as well as with commercial 3rd party EPC prototypes. OAI platform can be used in several different configurations involving commercial components to varying degrees:

- OAI UE ↔ OAI eNB + OAI EPC
- OAI UE ↔ OAI eNB + Commercial EPC
- OAI UE ↔ Commercial eNB + OAI EPC
- OAI UE ↔ Commercial eNB + Commercial EPC
- Commercial UE ↔ Commercial eNB + OAI EPC
- Commercial UE ↔ OAI eNB + Commercial EPC
- Commercial UE ↔ OAI eNB + OAI EPC

## 2.2 Hardware

For real-world experimentation and validation, the default software radio frontend for OAI is ExpressMIMO2 PCI Express (PCIe) board. This board features a LEON3 embedded system based on Spartan 6 LX150T FPGA as well as 4 high-quality RF chipsets from Lime Micro Systems (LMS6002), which are LTE-grade MIMO RF front-ends for small cell eNBs. It supports stand-alone operation at low-power levels (maximum 0 dBm transmit power per channel) simply by connecting an antenna to the board. External RF for high-power and TDD/FDD duplexing can be connected to ExpressMIMO2 depending on the deployment scenario. RF equipment can be configured for both TDD or FDD operation with channel bandwidths up to 20 MHz covering a very large part of the available RF spectrum (250 MHz-3.8 GHz) and a subset of LTE MIMO transmission modes. ExpressMIMO2 boards are reasonably-priced and completely open (GNU GPL), both at the hardware and software level. Figure 2 shows the ExpressMIMO2 hardware platform.



**Figure 2: OAI ExpressMIMO2 hardware platform.**

The embedded software for the FPGA is booted via the PC or can reside entirely in the boot ROM which is part of the FPGA

design. In the current design, the embedded software is booted by PCIexpress dynamically under control of the PC device driver. The basic design does not include any on-FPGA signal processing and consumes approximately 10-15% of the FPGA resources. There is significant room left for additional processing on the FPGA, for instance Xilinx FFT processors to offload some processing from the host PC if required.

Besides ExpressMIMO2, OAI now supports the UHD interface on recent USRP PC-hosted software radio platforms which are widely used in the research community. Specifically, Agilent China has recently succeeded in interconnecting the OpenAirInterface softmodem software with a USRP B210 platform [8]. This development is now delivered as part of the publicly-available software package from the OAI website and SVN server [1]. EURECOM will continue to maintain this development and extend to X300 (USRP-Rio) family products. This achievement illustrates the validity of the standard PC plus generic SDR frontend approach taken in OAI since the code has been independently ported successfully on a totally different hardware target.

### 3. DEMO DESCRIPTION

The considered demonstration scenario are depicted in Figure 3 and 4, and consists of 1 commercial LTE-enabled smartphone or Dongle (Huawei ascend P7 or E398u-1) and a laptop equipped with a USB LTE dongle (Huawei E398u-1 or Bandrich C500), 1 OAI soft eNB and 1 OAI soft EPC running on the top of Intel-based PC(s). Different setups are possible ranging from an all-in-one PC to all in a physically separated entities, which are deployment-specific. For the demo, we plan to demonstrate an all-in-one setup, where OAI soft eNB and EPC functions are performed inside the same PC. In such a configuration, eNB is running on the host PC under realtime Linux, MME and S+P-GW running on the top of a VM, and HSS in another VM.

The demonstration will be deployed in FDD SISO mode. Two target frequencies will be used: band 13 (USA) and band 7 (Europe) in a controlled indoor radio environment. In the proposed demonstration, we will assess the following objectives

- Successful attach procedure (control-plane), and video streaming in downlink (data-plane);
- High-level of reconfigurability and programmability spanning all the layers allowing all kind of setups from protocols to radio frequency;
- demonstrate the mobile device behaviour in realtime;
- Usage of commodity hardware to run LTE network in a PC.

The aforementioned experimental scenario will be demonstrated in live and the obtained results will be presented in parallel with the experiment execution. We will discuss the network programmability/reconfigurability through open APIs as well as the usage of OAI in both small-cell and cloud-RAN centralized processing.

### 4. DEMO REQUIREMENTS

The following equipments will be used for the demonstration:

- a PC running OAI EPC and OAI eNB with EXMIMOII card;
- one LTE UE dongle and one LTE smartphone;
- cables, filters, small antenna and attenuators.

In addition, we also require:

- a desk of 3 meters length to place the equipment;
- power supply plugs for all the devices and Internet access;
- 5 to 10 minutes to show and explain the demo.

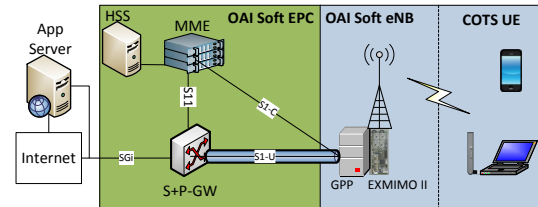


Figure 3: Demo setup and involved entities.




Figure 4: Hardware components of the demo.

### 5. CONCLUSION

We present the OpenAirInterface as a suitably flexible platform for an open cellular ecosystem both for 4G experimentation as well as for 5G research. It offers an open-source reference software implementation of 3GPP-compliant LTE system and a subset of LTE-A features for real-time indoor/outdoor experimentation and demonstration.

In the demo, we present an all-in-one LTE network deployment in a PC based on OpenAirInterface platform. We show the interoperability with commercial LTE enabled USB dongle and smartphones highlighting the complete attach procedure, establishment of default data radio bearer, and a live video transmission in downlink. We also show the reconfigurability features of the platform.

### Acknowledgement

The research and development leading to these results has received funding from the European Research Council under the European Community Seventh Framework Programme (FP7/2014- 2017) grant agreement 612050 FLEX project and 318306 NEWCOM# project.

### 6. REFERENCES

- [1] The OpenAirInterface Platform. Web: [www.openairinterface.org/](http://www.openairinterface.org/), Repository: [svn.eurecom.fr/openair4G/trunk](http://svn.eurecom.fr/openair4G/trunk).
- [2] OpenBTS Project. [www.openbts.org/](http://www.openbts.org/).
- [3] K. Tan and al. Sora: High-Performance Software Radio Using General-Purpose Multi-Core Processors. *Communications of the ACM*, 2011.
- [4] S. Shearman and al. Software Defined Radio Prototyping Platforms Enable a Flexible Approach to Design. *IEEE Microwave Magazine*, 2012.
- [5] K. Amiri and al. Warp, a unified wireless network testbed for education and research. In *Proceedings of IEEE MSE*, 2007.
- [6] Amarisoft. [www.amarisoft.com/](http://www.amarisoft.com/).
- [7] nwEPC - EPC SAE Gateway. <http://sourceforge.net/projects/nwepc/>.
- [8] Ettus USRP B210. [www.ettus.com/product/details/UN210-KIT](http://www.ettus.com/product/details/UN210-KIT).