DELAY AND PREDICT EQUALIZATION FOR BLIND SPEECH DEREVERBERATION

*Mahdi Triki, Dirk T.M. Slock**

Eurecom Institute
2229 route des Crêtes, B.P. 193, 06904 Sophia Antipolis Cedex, FRANCE
Email: {triki,slock}@eurecom.fr

ABSTRACT

In this paper, we consider the blind multichannel dereverberation problem for a single source. The multichannel reverberation impulse response is assumed to be stationary enough to allow estimation of the correlations it induces from the received signals. It is well-known that a single-input multi-output (SIMO) filter can be equalized blindly by applying multichannel linear prediction (LP) to its output when the input is white. When the input is colored, the multichannel linear prediction will both equalize the reverberation filter and whiten the source. We exploit the channel spatial diversity, and the speech signal non-stationarity to estimate the source correlation structure, which can hence be used to determine a source whitening filter. Multichannel linear prediction is then applied to the sensor signals filtered by the source whitening filter, to obtain source dereverberation. Particular attention is paid to the alignment of the received signals on the various microphones. This leads to an increase in the prediction performance, and allows the use of shorter predictor. The proposed approach represents hence a paradigm shift from the delay-and-sum beamformer to the delay-and-predict equalizer.

1. INTRODUCTION

The quality of speech captured in real-world environments is invariably degraded by acoustic interference. This interference can be broadly classified into two distinct categories: additive and convolutive. The convolutive interference (commonly referred to as reverberation) is due to sound wave reflections from surrounding walls and objects. It leads to a modification of the speech signal characteristics. Therefore, it constitutes a major problem in speech recognition, speaker verification, and general auditive confort in "hands-free" telephony applications. Blind dereverberation is the process of removing the effect of reverberation from an observed reverberant signal. Reducing the distortion caused by reverberation is a difficult blind deconvolution problem, due to the broadband nature of speech and the length of the equivalent impulse response from the speaker's mouth to the microphone. Speech enhancement for dereverberation and noise reduction in reverberant environments has been addressed extensively; but no adequate solution has yet been established [3, 2].

A simple multi-microphone speech dereverberation system is the delay-and-sum beamfomer [1, 2]. The dereverberation is performed by a simple averaging over the sensor outputs, delayed so as to focus in the direction of the desired speaker. The direction of arrival is generally adapted using a second-order statistic approach. In [4], the authors propose an alternative adaptive filtering approach using a kurtosis metric on the LP residual signal. They seek to find a blind deconvolution filter that makes the LP residual as non-Gaussian as possible. They show that the proposed technique achieves significant improvement in performance over the delay-and-sum beamformer.

A second class of speech dereverberation technques is based on source-filter speech production. The source-filter model describes speech production in terms of an excitation sequence exiting a time-varying all-pole filter. Dereverberation is achieved by attenuating the peaks in the excitation sequence (due to room reverberation), then synthesizing the enhanced speech using the enhanced LP residual on the all-pole filter (estimated from the reverberant speech). It is clear that an important assumption is made; that the LP coefficients are unaffected by reverberation. In [5], the authors show that spatial averaging of the LP coefficients (estimated on each microphone) is required to improve the accuracy of this type of algorithms. They also demonstrate in [6] that LP coefficients obtained from spatially averaged multichannel speech signals achieve equally satisfactory results.

Another way to address the problem is the use of an explicit model for the stationary channel impulse response. To avoid any channel-source identification ambiguities, each non-stationary source is modelled by a block stationary AR process; and each channel path by a stationary subband all-pole filter [7]. Then using a Bayesian framework, the parameters of the distortion filter get estimated (source parameters are considered as nuisance parameters). In [3], the authors focus on the single-source two-microphone system; and solve the distortion due to the channel-source non-identification ambiguities using a common polynomial extraction technique: the common factor is extracted as a characteristic polynomial of the two-channel linear prediction matrix.

As we have seen, spatial-diversity and channel stationarity are two key ingredients in the multi-microphone speech dereverberation problem. This motivates us to propose a three-stage approach for speech dereverberation.

- First, the colored non-stationary speech signal is transformed into an iid-like signal (by taking advantage of the spatial and temporal diversities).
- Then, a blind channel predictor is computed based on pre-processed reverberant speech.
- Finally, speech signal dereverberation is performed using a zero-forcing equalizer based on the predictor computed in the previous step.

This paper is organized as follows. In section 2, the speech dereverberation procedure is presented. The received signals alignment will be investigated in section 3. The performance of the algorithm

*Eurecom Institute's research is partially supported by its industrial members: Bouygues Télécom, Fondation d'entreprise Groupe Cegetel, Fondation Hasler, France Télécom , Hitachi, Sharp, ST Microelectronics, Swisscom, Texas Instruments, Thales.

is evaluated in section 4, and finally a discussion and concluding remarks are provided in section 5.

2. SPEECH DEREVERBERATION PROCEDURE

2.1. The source whitening stage

We consider a clean speech signal, $s(n)$, produced in a reverberant room. The reverberant speech signal observed on M distinct microphones can be written as:

$$\mathbf{y}(k) = \mathbf{H}(q)s(k) \tag{1}$$

where $\mathbf{y}(k) = [y_1(k) \cdots y_M(k)]^T$ is the reverberant speech signal, $\mathbf{H}(q) = [H_1(q) \cdots H_M(q)]^T = \sum_i^{L_h} \mathbf{h_i} q^{-i}$ is the SIMO channel transfer function, and q^{-1} is the one sample time delay operator.

As we have seen in [13], due to the multichannel spatial diversity, the superposition of the spectra of the received signals can estimate (up to a multiplicative factor) the source spectrum. This motivates us to remove correlation due to the source speech signal by compensating the common part on the multichannels impulse response. As this common part is due to the anechoic speech signal, it can be modeled as an AR process. The common AR coefficients can be estimated as those that minimize the sum of the prediction errors, averged over the microphones:

$$\begin{aligned} e &= \sum_{k=1}^{M} \sum_{n=0}^{\infty} e_k^2(n) \\ &= \sum_{k=1}^{M} \sum_{n=0}^{\infty} \left[y_k(n) - \sum_{j=1}^{l} a_j y_k(n-j) \right]^2 \end{aligned} \tag{2}$$

The previous optimization problem leads to the normal equations:

$$\begin{bmatrix} r_0 & r_1 & \cdots & r_{l-1} \\ r_1 & r_0 & \cdots & r_{l-2} \\ \vdots & & \ddots & \vdots \\ r_{l-1} & \cdots & r_1 & r_0 \end{bmatrix} \begin{bmatrix} a_1 \\ a_2 \\ \vdots \\ a_L \end{bmatrix} = - \begin{bmatrix} r_1 \\ r_2 \\ \vdots \\ r_l \end{bmatrix} \tag{3}$$

where - $r_j = \sum_{k=1}^{M} r_{y_k y_k}(j)$

- $r_{y_k y_k}(j)$ represents the correlation at the time-lag j of the received signal at the kth microphone

- $\{a_j\}$ are the common AR parameters.

In figure 1 we superpose the anechoic speech signal periodogram, and the AR spectral models estimated either using the source signal directly, or the sum of the correlation sequences of the M reverberant signals.

It can be seen that the AR Model estimated using reverberant signals gives a good estimation (up to a scalar) of the clean speech spectrum. Thus, it can be used to pre-process the reverberant speech in order to transform the colored source speech signals into a white signal.

A periodic input signal (which is perfectly predictible) may lead to identifiability problem for the SIMO channel: the predictor will have tendency to kill the signal rather than to whiten it. To alleviate this problem, we propose taking advantage from the signal non-stationarity (that can be interpreted as a form of temporal diversity). We suggest considering the totality of the speech signal in order to calculate the AR coefficients (which estimates the averaged speech spectrum). It is important to emphasize that non-stationarity of the source is irrelevant as long as the source correlations are estimated with the same temporal averaging as for the multichannel linear prediction. The temporal diversity becomes a byproduct of this requirement.

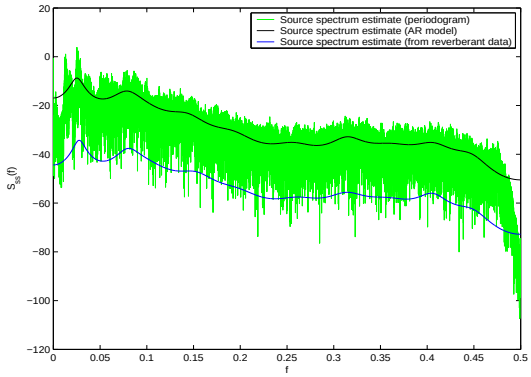

Fig. 1. Source periodogram, spectrums of AR processes estimated using the clean and the reverberant signals ($l = 20, M = 8$).

2.2. The multichannel prediction stage

Multichannel linear prediction is a classic blind equalization technique when input is white (mobile communication). However, when input is colored, the multichannel LP will both equalize the reverberant filter and whiten the source.

In the previous section, we have shown that the channel spatial diversity and the speech non-stationarity can be exploited to estimate the source correlation structure, which can hence be used to compute a source whitening filter. The source whitened reverberant signal observed on M distinct microphones can be written as:

$$\mathbf{x}(k) = a(q)\mathbf{y}(k) \approx \mathbf{H}(q)\tilde{s}(k) \tag{4}$$

where $\mathbf{x}(k) = [x_1(k) \cdots x_M(k)]^T$, $a(q) = 1 + \sum_{j=1}^{l} a_j q^{-j}$ is the linear prediction error filter of the source signal (performed in the previous stage), $\tilde{s}(k)$ is the source prediction error.

Consider now the problem of predicting $\mathbf{x}(k)$ from the L_p latest observations $\mathbf{X_{L_p}}(k-1) = [\mathbf{x}^T(k-1) \cdots \mathbf{x}^T(k-L_p)]^T$. The prediction error is given by:

$$\tilde{\mathbf{x}}(k) = \mathbf{x}(k) + \sum_{i=1}^{L_p} A_{L_p,i}\mathbf{x}(k-i) = A_{L_p}\mathbf{X_{L_p+1}}(k) \tag{5}$$

where $A_{L_p} = \left[I_m \; A_{L_p,1} \; \cdots \; A_{L_p,L_p} \right]$, $A_{L_p,i}$ are the linear prediction filter coefficient matrices that should be determined to minimize the mean squared value of $\tilde{\mathbf{x}}(k)$, L_p denotes the prediction order. Minimizing the energy of the prediction error leads to the system of equations (for large enough L [9]):

$$S_{\tilde{\mathbf{x}}\tilde{\mathbf{x}}}(z) = A_{L_p}(z) S_{\mathbf{xx}}(z) A_{L_p}^{\dagger}(z) = \mathbf{h_0} S_{\tilde{\mathbf{s}}\tilde{\mathbf{s}}}(z) \mathbf{h_0}^H \tag{6}$$

where - $S_{\tilde{x}\tilde{x}}(z)$, $S_{xx}(z)$, and $S_{\tilde{s}\tilde{s}}(z)$ denote respectively the spectrum of the reverberant signal prediction error, reverberant signal, and source prediction error signals.

- $A(z) = \sum_{i=0}^{L_p} A_{L_p,i} z^{-i}$ denotes the prediction error filter, computed by solving the well-known normal equations. $A^{\dagger}(z)$ is the matched filter associated to $A(z)$.

- $\mathbf{h_0} = \mathbf{H}(+\infty)$ represents the first vector coefficient of the SIMO channel filter, which can be estimated (up to a scalar) as the eigenvector corresponding to the maximum eigenvalue of the LP residual correlation matrix $r_{\tilde{\mathbf{x}}\tilde{\mathbf{x}}}(0)$.

Note that the proposed approach can be easily extended to the presence of an additive white noise, since the white noise variance can be easily identified and compensated for in the reverberant signal covariance matrix.

A relevant issue with the linear prediction approach is the alignment of the received signals on the various microphones(delay compensation for direct path). This leads to an increase in the prediction performance, and allows the use of shorter predictor (see section 3).

2.3. The dereverberation stage

Based on the predictor performed in the previous stage, the spatiotemporal zero-forcing equalizer (called Delay-and-Predict equalizer) can be computed as:

$$\mathbf{F_{D\&P}}(q) = \mathbf{h}_0^H A_{L_p}(q) D(q) \tag{7}$$

where $D(q)$ is a diagonal matrix of delays aligning the direct path contributions in the M reverberant signal.
Thus, the dereverberated speech signal can be computed as:

$$\widehat{s}(k) = \mathbf{F_{D\&P}}(q)\mathbf{y}(k) = \mathbf{h_0}^H A_{L_p}(q)\mathbf{y}(k) \tag{8}$$

Note that the delays in $D(q)$ are the same as in the delay-and-sum beamformer, in which $\mathbf{h_0}^H A_{L_p}(q)$ gets replaced by $|1 \cdots 1|$

3. TIME DELAY ESTIMATION

Time Delay Estimation (TDE) is a classic signal processing problem. In its simplest form, a signal is emitted from a source, and arrives with additive noise at two (or several) spatially separated sensors with different delays and attenuations, i.e.

$$\begin{array}{l} x_1 = s(t) + n_1(t) \\ x_2 = \alpha s(t - \tau^o) + n_2(t) \end{array} \tag{9}$$

In spite of its simple structure, several approaches based on quite different points of view have been proposed and studied to solve the problem [10]. The classical methods for TDE are based on cross-correlation (CC) and generalized cross-correlation (GCC) functions [11].

Assuming the signal $s(t)$ and noises $(n_1(t), n_2(t))$ are mutually independent processes, the cross correlation function between the received signals is given by:

$$\begin{aligned} R_{12}(\tau) &= E[x_1(t)x_2(t+\tau)] \\ &= \int_f X_1(f)X_2^H(f)e^{2j\pi f\tau}df \\ &= \alpha R_{ss}(\tau - \tau^o) \end{aligned} \tag{10}$$

It is clear that the delay τ^o can be estimated by locating the peak of $R_{12}(\tau)$. Typically, a parabolic fit is performed about the peak in $R_{12}(\tau)$ to achieve sub-sample resolution.

In reality, multi-path propagation can cause significant time delay estimator bias and ambiguities which can not be solved by the temporal CC method alone.

The generalized cross-correlation method extends the previous technique by introducing a weighting function, $W(f)$:

$$R_{12}(\tau) = \int_f W(f)X_1(f)X_2^H(f)e^{2j\pi f\tau}df \tag{11}$$

There exist many publications investigating the design and the effect of this weighting function; but stell insufficient to solve the bias introduced by multi-path propagation [12].

To alleviate this problem, we propose applying the cross-correlation technique on the Multichannel LP residual signals rather than the received signals. In fact, under the multipath propagation assumptions, the received signal can be written as in (4):

$$\mathbf{x}(n) = \sum_{k=0}^{L_h} \mathbf{h_k}\tilde{s}(n-k) \tag{12}$$

where $\widetilde{s}(n)$ is assumed to be white.

For a large enough Multichannel LP order ($L_p > L_h/(M-1)$), one can show that the Multichannel LP residual signal (with time-lag $\lambda \geq 1$) satisfies

$$\begin{aligned} \mathbf{e}(n) &= \mathbf{x}(n) + \sum_{i=1}^{L_p} A_{L_p,i}\mathbf{x}(n+1-\lambda-i) \\ &= \sum_{k=0}^{\lambda-1} \mathbf{h_k}\tilde{s}(n-k) \end{aligned} \tag{13}$$

Thus, if there exists a time-lag λ such that the direct paths on all channels are situated before, and all reflections after, the muti-path propagation problem can be solved by considering the related LP residual signal.

However, if the microphones are not too close, some early reflections can arrive on some channels before direct paths on some other channels. Thus, it will be impossible to find such lag-time.
If such λ does not exist, or if prior information is not available, we propose using an iterative scheme to align the received signals:

1. perform Multichannel LP (for a time-lag $\lambda = 1$)
2. compute $\mathbf{h_0}$, which can be estimated as the eigenvector corresponding to the maximum eigenvalue of the LP residual correlation matrix
3. detect the positions of non-zero coefficients in $\mathbf{h_0}$, and delay the corresponding received signals by 1
4. repeat, until all received signals are aligned.

This procedure can be followed by a CC based refinement step, possibly using multichannel LP residuals

4. EXPERIMENTAL RESULTS

To analyze the validity of the proposed technique, we consider a rectangular room with dimensions $L_x = 8m$ $L_y = 10m$ and $L_z = 4m$, and with wall reflection coefficients $\rho_x = 0.5$, $\rho_y = 0.5$, and $\rho_z = 0.2$. A speech signal with duration of 8.8s, and sampled at 8 kHz is used as the original source signal (figure 2). The reverberant

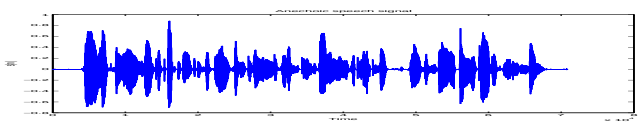

Fig. 2. Anechoic speech signal.

speech signal is observed on 8 distinct microphones. A computer implementation (graciously provided by Geert Rombouts from K.U. Leuven) of the image method as described in [8] is used to generate synthetic room impulse response for the microphones.

Figure 3 (a) plots the equalized channel ($F_{D\&P} * H$) impulse response and spectrum, and the spectrum of the whitened source speech signal (preprocessed using a 20-order linear predictor).
We remark that due to the fact that the speech signal is a band-pass signal (observe values on very high and low frequencies), the Delay-and-Predict equalizer has a tendency to amplify the missing frequency components (as it is a zero-forcing equalizer). To minimize this side effect, a larger order source whitening LP filter can be used (figure 3 (b)).

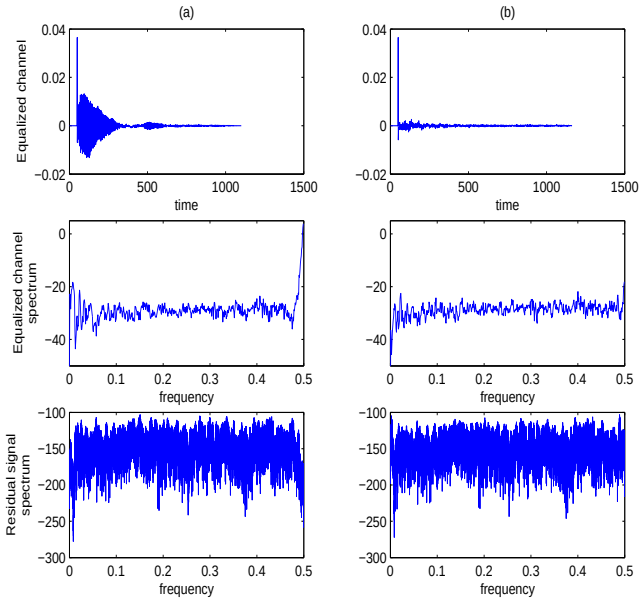

Fig. 3. Equalized channel impulse response and spectrum, and the source preprocessed speech signal. (a) $l = 20$. (b) $l = 100$

Figure 4 shows the increase of the dereverberation performance in terms of Signal-to-Echo Ratio ($SER = \frac{\sigma_s^2}{MSE}$), as a function of the source whitening LP order.

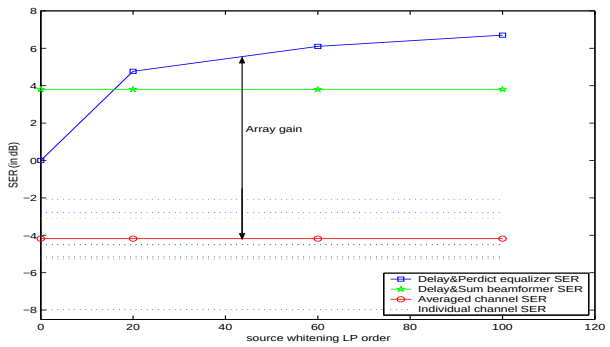

Fig. 4. delay-&-predict equalizer vs. delay-&-sum beamformer ($M = 8$,$L = 100$)

We remark also that the SER gain ($G = \frac{SER_{D\&P}}{SER_{D\&S}}$) is especially important if only few microphones are available (see figure 5). This is due to the fact that multichannel linear prediction performs well even using only two microphones; whereas the beamforming technique becomes an equalizer as the number of microphones increases.

5. CONCLUSION

In this paper, a linear prediction based dereverberation technique was proposed. The multichannel reverberation impulse response is assumed stationary enough to allow estimation of the correlations it induces in the received signals. Spatial, temporal, and spectral diversities are exploited to transform the source speech signal into an whiter signal. An equalizer is then computed based on a multichannel linear prediction technique. Simulations shows that the Delay-and-Predict equalizer performs better than the delay-and-Sum beamformer, specially if only few microphones are available.

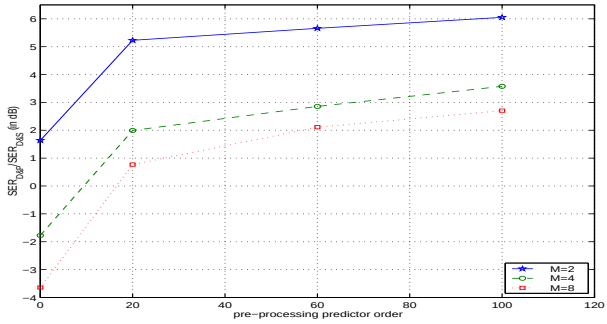

Fig. 5. The SER gain $G = \frac{SER_{D\&P}}{SER_{D\&S}}$ for 2, 4, and 8 microphones.

6. REFERENCES

[1] J. Flanagan, J. Johnston, R. Zahn, and G. Elko."Computer-steered microphone arrays for sound transduction in large rooms," *J. Acoust. Soc. Amer.*, Pages: 1508-1518, Nov. 1985.

[2] B.W. Gillespie, L.E. Atlas. "Acoustic Diversity for Improved Speech Recognition in Reverberant Environments," *In Proceedings of ICASSP*,Vol. 1, Pages: 557-560, May 2002.

[3] T. Hikichi, M. Delcroix, and M. Miyoshi. "Blind dereverberation based on estimates of signal transmission channels without precise information of channel order," *In Proceedings of ICASSP*, March 2005.

[4] B.W. Gillespie, H.S. Malvar, D.A.F. Florencio. "Speech Dereverberation via Maximum-Kurtosis Subband Adaptive Filtering," *In Proceedings of ICASSP*, Vol. 6, Pages: 3701-3704, May 2001.

[5] N. Gaubitch, P.A. Naylor, and D.B. Ward. "On the Use of Linear Prediction for Dereverberation of Speech," *In Proceedings of IWAENC*, pages 99-102, Sept. 2003.

[6] N. Gaubitch, P.A. Naylor, and D.B. Ward. "Multi-microphone speech dereverberation via spatio-temporal averaging," *In Proceedings of EUSIPCO*, pages 809-812, Sept. 2004.

[7] J.R. Hopgood, P.J.W. Rayner. "Blind Single Channel Deconvolution using Nonstationary Signal Processing," *IEEE Transactions on Speech and Audio Processing*, Vol. 11, Issue 5, pages 476-488, Sept. 2003.

[8] P.M. Peterson. "Simulating the response of multiple microphones to a single acoustic source in a reverberant room," *J. Acoust. Soc. Amer.*, pages: 1527-1529, Nov. 1986.

[9] D.T.M. Slock. "Form Sinusoids in Noise to Blind Deconvolution in communications". In Kailath, A. Paulraj, V. Roychowdhury, and C.D. Shaper, editors, *Communications, computation, control and signal processing*, Kluwer Academic Publishers, 1997.

[10] C.Y. Wuu and A. Pearson. "On time delay estimation involving received signals," *IEEE Trans. on Acoustic, speech and Signal Processing*, Vol. 32, Issue 4, pages 828-835, Aug. 1984.

[11] C. H. Knapp and C. Carter,. "The generalized correlation method for estimation of time delay," *IEEE Trans. on Acoustic, speech and Signal Processing*, Vol. 24, Issue 4, pages 320-327, Aug. 1976.

[12] J. Krolik, M. Eizenman, S. Pasupathy. "Time Delay Estimation via Generalized Correlation with Adaptive Spatial Prefiltering," *In Proceedings of ICASSP*, Vol. 11, Pages: 1893-1896, April 1986.

[13] Mahdi Triki and Dirk T.M. Slock. "Blind Dereverberation of Quasi-periodic Sources Based on Multichannel Linear Prediction," *In Proceedings of IWAENC*, Sept. 2005.