


desktop.eurecom.fr external access

The desktop platform provide you your windows environment embeded in a web browser

Find here the new procédure to connect to the desktop platform :

Open <https://desktop.eurecom.fr>

Select "Vmware Horizon HTML Access"



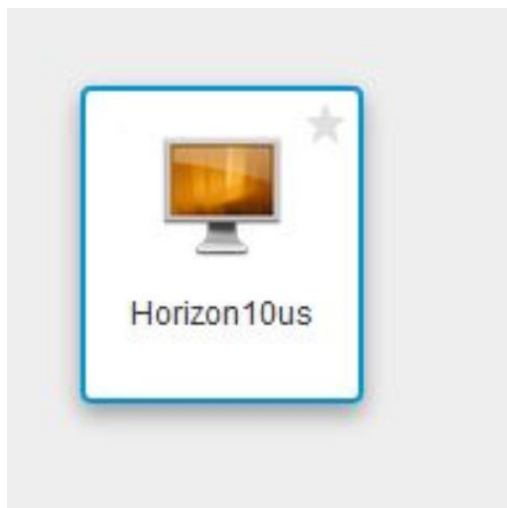
Enter your login and your RSA Token (8 Digit)

The VMware Horizon login interface. At the top is the VMware logo and the text "vmware Horizon". Below this is the instruction "Enter your RSA SecurID user name and passcode." There are two input fields: the first contains the username "lance", and the second contains an RSA token represented by "RSA" followed by eight dots. A green "Login" button is positioned below the fields, and a blue "Cancel" link is at the bottom.

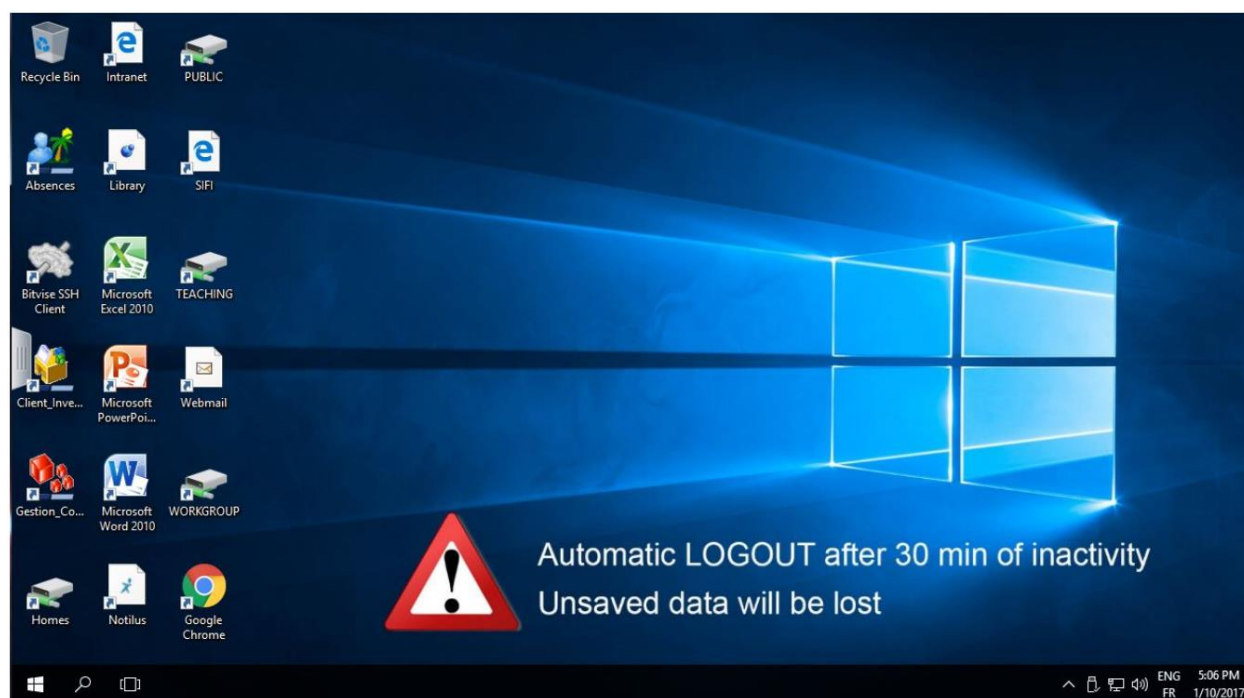
Them complete your WINDOWS password

The VMware Horizon login interface. At the top is the VMware logo and the text "vmware Horizon". Below this is the instruction "Enter your RSA SecurID user name and passcode." There are three input fields: the first contains the username "lance", the second is labeled "Password", and the third is a dropdown menu currently showing "EURECOM". A green "Login" button is positioned below the fields, and a blue "Cancel" link is at the bottom.

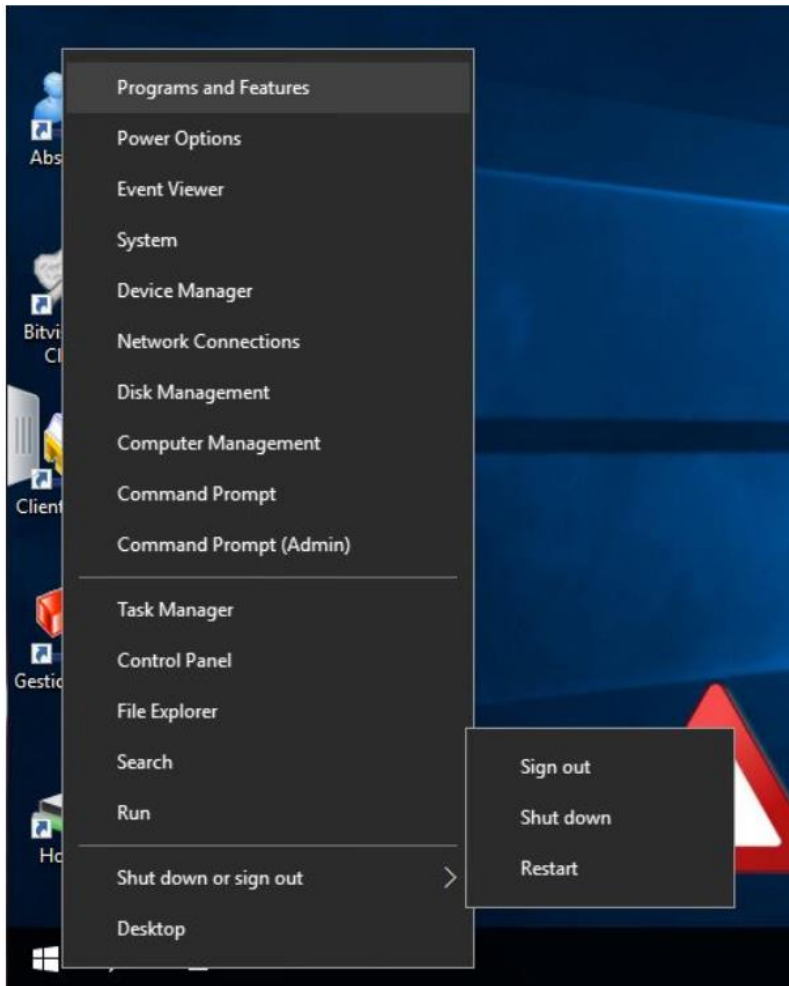
Select the virtual machine



You are now connected to your windows environment under Windows 10



When you want to logoff, Right clic on windows logo => "Shut down or sign out" => "Sign out"



If you have any problem with the process or the windows 10 environment please contact us :
informatique@eurecom.fr