

# Semantic Enrichment for Recommendation of Primary Studies in a Systematic Literature Review

---

Giuseppe Rizzo

EURECOM, Sophia Antipolis, France

Federico Tomassetti

Politecnico di Torino, Turin, Italy

Antonio Vetrò

Technische Universität München, Germany

Luca Ardito, Marco Torchiano, Maurizio Morisio

Politecnico di Torino, Turin, Italy

Raphaël Troncy

EURECOM, Sophia Antipolis, France

---

## Abstract

A Systematic Literature Review (SLR) identifies, evaluates, and synthesizes the literature available for a given topic. This generally requires a significant human workload and has subjectivity bias that could affect the results of such a review. Automated document classification can be a valuable tool for recommending the selection of studies. In this article, we propose an automated pre-selection approach based on text mining and semantic enrichment techniques. Each document is firstly processed by a named entity extractor. The DBpedia URIs coming from the entity linking process are used as external sources of information. Our system collects the bag of words of those sources and it adds them to the initial document. A Multinomial Naive Bayes classifier discriminates whether the enriched document belongs to the positive example set or not. We used an existing manually performed SLR as benchmark data set. We trained our system with different configurations of relevant documents and we tested the goodness of our approach with an empirical assessment. Results show a reduction of the manual workload of 18% that a human researcher has to spend, while holding a remarkable 95% of recall, important condition for the nature itself of SLRs. We measure the effect of the enrichment process to the precision of the classifier and we observed a gain up to 5%.

### Correspondence:

Giuseppe Rizzo,  
Campus SophiaTech,  
450 Route des Chappes,  
CS 50193 - 06904  
Biot Sophia Antipolis cedex,  
France.

### E-mail:

giuse.rizzo@gmail.com or  
giuseppe.rizzo@eurecom.fr

---

## 1 Introduction

A Systematic Literature Review (SLR) is a research methodology used ‘to identify, analyze, and interpret all available evidence related to a specific research question in a way that is unbiased and (to a degree) repeatable’ (Kitchenham, 2007). A SLR has to be performed according to a pre-defined protocol describing how primary studies<sup>1</sup> are selected and categorized, reducing as much as possible subjectivity bias. Depending on the research field where it is applied, the protocol changes. In this article, we focus on a SLR applied to the field of Software Engineering, where the protocol can be summarized by the following steps (Kitchenham, 2004): (1) identification of research, (2) selection of primary studies, (3) study quality assessment, (4) data extraction and monitoring progress, and (5) data synthesis. The first step defines the search space, i.e. the set of documents in which researchers select papers. A small sample set of relevant documents is used to define the search space. The second step identifies and analyses all possible useful studies among the papers which are contained in the search space that can help to answer some research questions. In the third step, an assessment about the quality of the studies collected is performed, while in the fourth step, the data extraction forms are delivered according to the review under evaluation. The last step delivers the data synthesis methods. Although these steps seem to be sequential, it is worth considering them as iterative steps and, therefore, the outputs may evolve according to the evolving topics.

The entire process is supervised and guided by researchers who summarize all existing information about some phenomena in a thorough and, potentially, unbiased manner. The final goal is to draw more general conclusions about some phenomena derived from individual studies, or as a prelude to further research activities. A SLR has a crucial importance in all research fields but it is extremely time-consuming, requiring an important human workload which is costly and error prone. Even though full automation of SLR is not possible due to the need of human reasoning for the aggregation and interpretation of scientific results, we believe

that a tool support in the selection of the primary studies can reduce the human workload necessary in that phase, without losing knowledge (which is a particularly important condition for the nature itself of SLRs).

Therefore, the objective of this article is to reduce the human workload in a SLR, semi-automating the selection of primary studies (i.e. the second step of the SLR process). This depends on the dimensions of the search space. The larger the search space is the more effective our proposed approach will be. Our method focuses on a filter strategy resorting to semantic enrichment and text mining techniques to reduce the number of papers that researchers, who perform a SLR, should read. We use a text classifier to filter potentially interesting documents within the search space. The classifier produces a reduced set which contains a higher percentage of interesting document than the initial set. Afterwards, this reduced set is manually examined by researchers. In this way, we reduce the workload required to all researchers, limiting the human error rate. This phenomenon usually occurs when a set is sparse and searching through it requires more efforts than in a clean set, where the noise is smaller.

### RQ1

Does the automatic selection process based on the Multinomial Naive Bayes classifier and semantic enrichment (enriched process) reduce the amount of manual work of a SLR with respect to the original process?

### RQ2

Does the automatic selection process based on Multinomial Naive Bayes classifier and semantic enrichment (enriched process) reduce the amount of manual work of the alternative version of the process with only Multinomial Naive Bayes classifier (non-enriched process)? In other words, we aim to validate the idea behind the use of enriched papers as test samples instead of using original papers as test samples.

The approach presented in this article is based on a previous work (Tomassetti *et al.*, 2011). The following improvements are proposed: while previously

the automatic classification was planned to fully automate the entire selection process step, in this article, we propose a semi-supervised approach. This is because papers selected by the automatic classifiers could be immediately discarded by a human researcher just looking at the title and the abstract and do not need necessarily to be fully read. In addition, we perform an evaluation on a much larger data set, extending the benchmark data set size from the previous 111 papers to the current 2,215 papers (almost twenty times larger). Finally, we present an exhaustive task-based evaluation.

The remainder of this article is organized as follows. Section 2 compares our approach with the state of the art in the SLR domain. Section 3 details the steps of selecting primary studies, and Section 4 presents our approach to improve this step. Section 5 describes the use case we use to validate our approach. In Section 6, we report and discuss the results we obtained. Finally, we give our conclusions and outline future work in Section 7.

## 2 Related work

The automatic text classification applied to a systematic review is more challenging than the typical classification task. This is basically due to the dynamic nature of a SLR which is a supervised and iterative process where the initial scope of the SLR often evolves during the review process. Numerous research efforts have been spent to reduce the human workload when a SLR is performed. We focus on two different types of studies: (1) machine learning based, and (2) ontology based.

Cohen *et al.* proposed a first attempt to reduce the human workload in the SLR field (Cohen *et al.*, 2006). They used automatic classification to discard non-interesting papers from a set of them in fifteen different medical SLRs, each one considering the validity of a particular drug. Their classification model uses a reduced set of the features gathered from the paper such as author name, journal name, journal references, abstract, introduction, and conclusion. The classification model is built using negative examples as well as positive examples, where negative examples are selected from the pool of

papers which do not adhere to the chosen SLR. Finally, this model is used to create a perceptron modified vector for each feature in the feature set. Negative examples bias the model. In order to limit this phenomenon, they introduced a perceptron learning adjustment just evaluating the false negatives and false positives, monitoring them according to the False Negative Linear Rate. A test article is classified by taking the scalar product of the document feature vector with the perceptron vector and comparing the output values. Considering a recall of 95%, the reduction of workload ranges from 0 to 68% according to the SLR they took under evaluation. Similarly to Cohen *et al.*'s work, in our approach we evaluate the reduction of human workload, while holding a 95% of recall for the classifier. The experiment we conduct is inspired to this, but we differentiate in terms of feature selection and the classifier used. For the former, we use a bag of words (BoW) model enriched with further descriptions available in an external knowledge base, and we used a Multinomial Naive Bayes (MNB) classifier. The human workload and the precision we achieve are in order of magnitude comparable with the ones observed by Cohen *et al.* (above the average) on fifteen medical literature reviews. However, due to the difference of the SLR domains (medical for Cohen *et al.*, Software Engineering in this article), we cannot exhaustively compare the two approaches. Among the findings, Cohen *et al.* suggested that the automatic classification may be useful to regularly monitor new relevant journal issues in order to identify interesting primary studies, easing the task to keep a SLR constantly updated. According to this result, it is crucial to consider the classification problem in the SLR field as a semi-supervised approach in which a human being supervises the inclusion or exclusion of possible relevant studies selected by the classifier.

Another attempt to reduce the human workload in selecting relevant primary studies was performed by (Matwin *et al.*, 2010). They proposed an approach mainly based on the Naive Bayes (NB) classifier with some optimizations which are based on the Complement NB (Rennie *et al.*, 2003). The results they achieved outperform what detailed in (Cohen *et al.*, 2006), but using a different

configuration parameters (they consider only title and abstract for each document instead of the large set of features considered by Cohen). Leveraging on Natural Language Processing techniques, Cohen *et al.* tackle the problem of paper handling once the review starts (Cohen, 2008). This is practically done to allow the reviewer to first analyze the documents which are labelled as potentially relevant documents, leaving at the end the evaluation for the remaining ones. They combined the approach of unigram and Medical Subject Headings to create the histogram of documents which potentially fits the scope of the review.

In (Ruttenberg *et al.*, 2009), the authors proposed a hybrid approach for automating scientific literature search by means of data aggregation and text mining algorithms to make easy the search process. The key point of their work was to find a way to represent and share knowledge learned by human beings reading relevant papers, by means of an ontology. Through it, it was possible to combine outcomes of each single document and to represent it into a graph, which is mapped to the ontology. The first step of this process consists of identifying the key phrases of the document (outcomes). Then, key phrases are used to link different concepts in the graph. Following this process, concepts are linked together, obtaining a chain of relationships. This work is usually made by human beings who are experts of the domain. Ideally, they should be objective but the authors assessed that the graph mapping is strongly affected by the expert subjectivity. Then, they proposed a mechanism based on text mining algorithms to be able to navigate and cluster inferences. This work represents the first attempt to introduce the concept of knowledge representation in a SLR, and, among the findings, they stated that a pre-clustering and linking of documents limit the human subjectivity, improving the overall result.

### 3 Selection of primary studies

In this section, we detail the selection step of the SLR process analysing its strengths and weaknesses according to the guidelines described in (Kitchenham, 2004). This step takes as input the

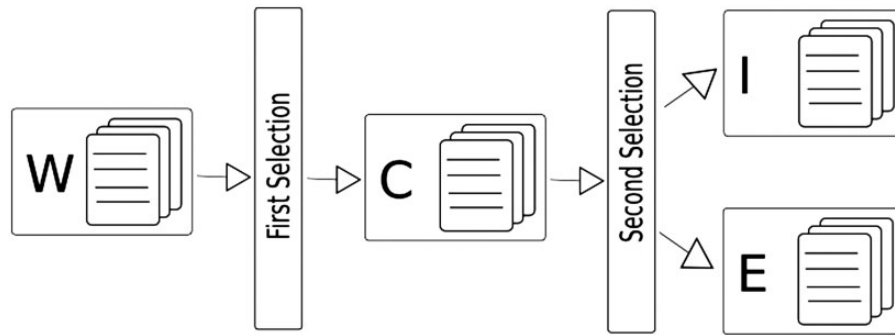
set of primary studies  $W$  gathered from a collection assumed to be the universe of all scientific papers in the domain of interest of the review.  $W$  results from the first step of the process, and it is obtained as the output of the search process performed by human beings using keywords on dedicated sources. For instance,  $W$  could be composed by all papers published by a given set of journals or by all papers that a digital library provided as result of the search with keywords. The selection of primary studies is divided in two sub-steps: the former operates a selection based on reading titles and abstracts ('first selection'), the latter is the decision based on the full text human analysis ('second selection'). Both steps are basically affected by the following choice criteria: does it fit the research field? We define  $C$  ('candidate studies') as the set of studies that successfully passed the first selection and are eligible to be processed by researchers in the second selection step. It has the goal to split  $C$  in  $I$  ('included studies') and  $E$  ('excluded studies') where those sets are:

- $I$  is the set of studies  $\in C$  which successfully passed the second manual selection and will contribute to the systematic review. The following relation holds:  $I \subseteq C$ .
- $E$  is the set of studies  $\in C$  which did not pass the second manual selection and will not contribute to the systematic review and synthesis. Hence,  $E \subseteq C$  and  $E \cap I = \emptyset$ .

Figure 1 illustrates the selection of primary studies step. As introduced in the previous section, the selection of primary studies is performed by human beings who usually apply selection criteria. However, the application of those criteria could rarely be completely objective, and it is frequently instead affected by the subjective opinions of the involved researchers. A semi-supervised approach aims to reduce this potential bias.

### 4 Approach

The proposed approach relies on text mining techniques and semantic enrichment to reduce the set of interesting papers a researcher has to evaluate.



**Fig. 1** Selection of primary studies in a Systematic Literature Review

The approach consists of a semi-supervised iterative process built on top of the following assumption:  $W \neq \emptyset$  (as a result of the applied search strategy) and  $I \neq \emptyset$  at the beginning (the set of relevant documents is already defined when the SLR starts). The output of this approach is the set of most interesting papers  $W'$  gathered from a larger set of unread papers  $W$ .

#### 4.1 $I_0$ construction

The initial set of sources contained in  $I$  is named  $I_0$  and it is composed of primary studies already classified as relevant for the review: this is the first step of our process and it is needed to start the iterative part of the algorithm.  $I_0$  can be built in two different ways. The first way is to ask researchers to use their previous knowledge, indicating the most well known and fundamental papers in the field of interest. This strategy considers that, often, systematic reviews are undertaken by experts in the field. The second way is to explore a portion of the search space using the basic process, e.g. searching on digital libraries or selecting the issues of (a) given journal(s). This portion is marked as  $I_0$ , and the enriched process is used to explore the remaining search space.

#### 4.2 Model building

The second step of our approach consists in computing automatically a model  $M$  from  $I_0$ . The idea is to build a BoW model starting from the primary studies in  $I_0$ . For each study, we considered the words from the abstract and introduction. According to (Cohen *et al.*, 2006), words which

appear at the beginning and at the end of a document (such as title, abstract, introduction, and conclusion) are more significant. We empirically assessed that using a reduced set of words, coming only from abstract and introduction, provides the same results of considering the extended set of words (i.e. set of words coming from the title, abstract, introduction, and conclusion). The explanation is that the semantic enrichment stage (cfr. Section 4.3) compensates a reduced cardinality of the BoW through linking external sources and gathering from them textual data. Finally, we perform stop words elimination and stemming process, using the Porter algorithm (Porter, 1980). The model built is used to train a MNB classifier which computes the weight for each word according to the Term Frequency–Inverse Document Frequency (TF-IDF) normalized approach (Kibriya *et al.*, 2005).

#### 4.3 Semantic enrichment

We define  $w_i$  a document composed by the BoW collected from the abstract and the introduction of one paper  $w_i \in W$ . Each  $w_i$  is processed to get a bag of named entities  $N$  which features  $w_i$ . A named entity is a name of a person or an organization, a location, a brand, a product, a numeric expression including time, date, money, and percent found in a sentence (Grishman and Sundheim, 1996). Basically, it is an information unit described by a set of classes (e.g. person, location, and organization) which may be further disambiguated by an entry in a knowledge base such as DBpedia or Freebase. In this work we disambiguate entities to DBpedia (Bizer *et al.*, 2009), with the rationale of

linking them to external knowledge base entries. We then will fetch the abstract description of those entries and we join the existing textual content with the retrieved textual data. The encyclopedic nature of this data set is appropriate to enrich the content of each  $w_i$ . Once we have extracted the bag of named entities  $N$ , we link each  $n_i \in N$  to the corresponding DBpedia resource (when it is available). The extraction of named entities is performed using OpenCalais.<sup>2</sup> OpenCalais provides a classification for each named entity and suggests a Uniform Resource Identifier of an external source where the information is disambiguated. Relying on it, we point to a DBpedia resource defined by the *owl:sameAs* property. Since not all the instances in the OpenCalais knowledge base have the *owl:sameAs* property, to minimize the loss, we used a logic that looks up entries in DBpedia that match the labels of the extracted entities (e.g. an occurrence of SLR is mapped to [http://dbpedia.org/resource/Systematic\\_review](http://dbpedia.org/resource/Systematic_review)). Once the resource is found, then we collect all words contained in the description field (*dbpedia-owl:abstract* property). The abstract property is one of the descriptive property, whose usage is consistent across the entire DBpedia data set. After collecting these descriptions, we add them to the BoW natively taken by the document  $w_i$ . We call it the enrichment process, and the resulting document is defined as  $w_{+i}$ , and with BoW+ we refer to the BoW extracted from  $w_{+i}$ . Finally, it is compared with the trained model  $M$  using a NB classifier which is described below.

#### 4.4 Classification

We used a MNB classifier and we implement the TF-IDF weight normalization. The choice of the MNB classifier was based on two criteria: (1) the characteristics of the specific data and classification problem, and (2) the focus of the approach:

- (1) A first characteristic in this use case is the small training set, which is a peculiarity of the problem under the study (i.e. the common situation is that the initial set of available papers is not large at the beginning of a literature search). Usually, specific configuration of the classification algorithm parameters can improve the

performances of a classifier (Forman and Cohen, 2004). However, this is not a task that we expect from a normal user, given that we address a very transversely and general problem. Instead NB models are more robust towards shift in training distribution (Elkan, 2001). Another characteristic is the data heterogeneity because every word is interpreted as feature, thus leading to the well known problems of sparsity (which produces the so-called curse of dimensionality). Common text classifiers such a Support Vector Machines (SVMs), which are more often used for text classification purposes (Murphy, 2012), particularly suffer leading to consequent overfitting issues (Cawley and Talbot, 2010). In such fuzzy contexts, NB approaches corrected with TF-IDF are competitive (Rennie *et al.*, 2003). We then opt for the MNB setting since it is proven to lead the best results compared with other NB variants for such a context (Kibriya *et al.*, 2005). Finally, SLRs produce highly imbalanced data sets.

As a matter of fact, in our case study only 50 articles over 2,215 are interesting (cfr. Section 5.1). Typical solutions to this type of problem are resampling techniques or hybrid algorithms (Chawla *et al.*, 2004, Chawla, 2005). While the first type of solutions is not applicable to the case of SLRs, the second one has the risk of a too specific implementation, which is not in the focus of our study.

- (2) The classification task in our case is subordinate to the enrichment process. For this reason our focus is to show that even with a very simple classifier, such as the MNB, the enrichment process is worthy: in fact, we show that using the BoW+ produces better results than using the original BoW in terms of saved manual work (from 15 to 18% reduction), preserving the recall beyond 95%, which is a very high value for all types of classifications.

We use the classifier to compare  $w_{+i}$  with the model  $M$  and we determine whether the conditional probability that  $w_{+i}$  belongs to  $I$  is significant or not. This allows to still preserve the context of the initial

documents where the entities are extracted, hence favouring the classifier to decide also according to the entire BoW instead of the extracted named entities. We assume that all papers which do not belong to  $I$ , belong to  $E$ , adopting the Boolean algebra. The comparison is done for each  $w_{+i} \in W$ : papers with  $P[w_{+i} \in I] \geq \text{threshold}$  are moved to  $W'$ , and they are manually analysed by researchers. Finally, all the papers whose  $P[w_{+i} \in I] < \text{threshold}$  remain in  $W$ .

## 4.5 Iteration

The papers with a  $P[w_{+i} \in I] \geq \text{threshold}$  are moved to  $W'$  to be manually processed, whilst the remaining ones still remain in  $W$ . It is likely that some of the papers moved in  $W'$  will pass the manual selection and will go to  $I$ , while the others will go to  $E$ . When  $I$  is modified,  $M$  becomes obsolete and it is necessary to re-build the model and repeat the classification step for all papers  $w_{+i} \in W$ . Again, if  $P[w_{+i} \in I] \geq \text{threshold}$ ,  $w_{+i}$  is moved to  $W'$  to be manually analysed. If any  $w_{+i}$  goes to  $W'$ , i.e.  $W' = \emptyset$  after a classification, the iteration stops. Papers that remain in  $W$  after the last iteration are finally discarded and not considered by researchers. The exclusion of these papers represents the reduction in workload for the human researchers. At each iteration, the model will be progressively tailored to the domain of interest, allowing to refine the selection of primary studies.

---

**Algorithm 1** Enriched selection process algorithm

---

```

Define  $I_0$ 
Init  $I$  with  $I_0$ 
repeat
/* automatic recommendation of primary
studies */
Train classifier with  $I$ 
Extract model  $M$ 
for all  $w_i$  in  $W$  do
  Enrich  $w_i$  obtaining  $w_{+i}$ 
  Compare  $w_{+i}$  with model  $M$ :
  if  $P[w_{+i} \in I] \geq \text{threshold}$  then
    move  $w_i$  to  $W'$ 
  end if
end for

```

```

/* first selection */
for all  $w'_i \in W'$  do
  Manually read title and abstract ( $w'_i \in I$ )?
  move  $w'_i$  to  $C$ : discard  $w'_i$ 
end for
/* second selection */
for all  $c_i \in C$  do
  Manually read full paper ( $c_i \in I$ )? move  $c_i$  to
   $I$ : move  $c_i$  to  $E$ 
end for
until  $C \neq \emptyset$ 
Discard  $\forall w_i \in W$ 

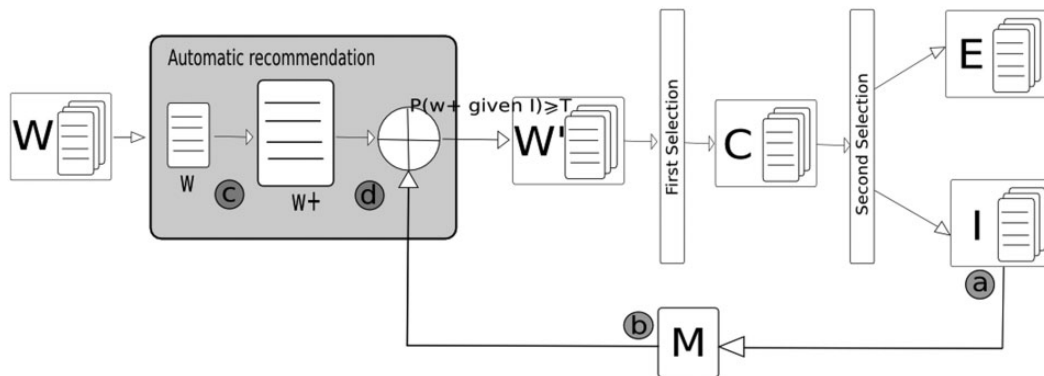
```

---

We provide in Algorithm 1 the synopsis of the whole study selection process proposed in this article and in Figure 2 its complementary graphical representation. Comparing this picture with Figure 1 which represents the selection process provided by the guidelines (Kitchenham, 2004), we observe that the original process is not changed, but we have added a selection of primary studies that recommends papers similar to the model at each iteration. We also reported in Figure 2 the steps of the new process described in subsections 4.1–4.4: the use of a model of BoW (Fig. 2b) derived from  $I_0$  or  $I$  (Fig. 2a), the enrichment of papers through semantic enrichment (Fig. 2c) and the comparison of the model  $M$  with the studies through a MNB classifier (Fig. 2d).

## 5 Experimental settings

The proposed approach has been implemented in the Semantic Systematic Review tool which is publicly available at <https://github.com/ftomassetti/semreview>.<sup>3</sup> The tool allows the loading of an already performed SLR from which are already known both the set of interesting papers and the set of non-interesting ones. This enables experiments to be run to assess the effectiveness of our approach. The tool creates the initial set of relevant papers  $I_0$  (papers which belong to the  $I$  set) randomly selecting a sub-set of the interesting papers defined by the SLR. Doing that, the tool simulates the operation performed by human researchers at the beginning of the SLR. The other interesting papers, together with the non-interesting ones, end



**Fig. 2** The enriched study selection process and its principal steps: model extraction (b) after  $I$  is built (a), enrichment of papers through semantic enrichment (c), and comparison with the model through a Multinomial Naive Bayes classifier (d).

in the  $W$ . This set is used for assessing the performance of the approach. From  $I_0$ , the tool extracts the corresponding BoW and initializes the model  $M$ . Then, for all the papers in  $W$ , the tool automatically performs the recommendation of the primary studies (the second step in the SLR process) implementing the approach described in Section 4. Finally, the tool reports the performance of the approach using as ground truth the SLR taken as reference. The performance is measured as the amount of the saved manual work. The baseline in the experiment is given by the semi-supervised automatic approach without the semantic enrichment mechanism.

### 5.1 Benchmark data set

As a case study we selected a SLR on Software Cost Estimation done by (Jorgensen and Shepperd, 2007) and we limit the ground truth to all the papers mentioned in the SLR coming from the IEEE Transactions on Software Engineering (IEEE TSE) journal. They cover a timeframe ranging from 1977 to April 2004. We had to exclude the first volume of IEEE TSE because it is not accessible from the IEEEExplore portal.<sup>4</sup> The resulting set contains 2,215 candidates, all of them evaluated from the SRL taken as reference. The original SLR contains fifty-one interesting papers. However, only fifty of them are actually present in the set of the candidates available from the IEEEExplore, the missing one having been published in the first volume of IEEE TSE. Our

benchmark data set is therefore composed of 2,215 papers, 50 of which belong to the  $I$  set. The others are considered as non-interesting papers, i.e. they do not pass the selection criteria defined at the beginning of the performed study and they belong to the  $E$  set.

### 5.2 Variable selection

The main outcome under measurement is the manual work, consisting of reading primary studies either entirely or only title and abstract, to select the interesting ones for the subject of the SLR. We measure the manual work as the number of papers that are read assuming the number as a proxy for the actual time that would be spent reading the articles. The minimum manual work ideally required is the total number of interesting papers. However, this minimum could reasonably never be reached in SLR. Indeed, the relation  $I \subset W$  holds, where  $I$  is the set of relevant papers and  $W$  is the set of containing papers defined by the search criterion. This choice is motivated by the fact that the SLR, selected as subject of the case study, does not report neither the time spent for papers selection nor which papers were read entirely and which partially (only title and abstract). As a consequence, we define the following two metrics:

$mw$

is the manual work. More specifically  $mw_O$  is the manual work performed in the original SLR, i.e. manually selecting and reading all



**Table 1** Analysis of the best classifier threshold for both enriched and non-enriched process across different  $I_0$  sets

Paper set	Minimum	1st quartile	Median	Mean	3rd quartile	Maximum
Non-enriched	0.11700	0.1700	0.1700	0.1729	0.1775	0.1900
Enriched	0.2100	0.2100	0.2200	0.2201	0.2200	0.2600

The first and last columns show the minimum and maximum values, second and fifth columns respectively the first and third quartile of the distribution, and the mid columns show median and the mean of it.

papers,  $mw_{NE}$  is the manual work obtained applying the selection based on the MNB classifier using original papers (non-enriched process),  $mw_E$  is the manual work obtained applying the selection based on the MNB classifier using enriched papers (enriched process).

$t$

is the applied task. Three levels are possible: manual, non-enriched, enriched.

### 5.3 Hypothesis formulation

The last step of the design is the hypothesis formulation. We formulate a pair of null and alternative hypothesis for each of the two research questions. Goal of the experiment is to reject the null hypothesis  $H_0$  monitoring the  $P$ -value (Hubbard and Lindsay, 2008). In other words, we discard the null hypothesis and we validate the alternative one  $H_A$  if the probability to reject the  $H_0$  is lower than the 0.001. Moreover, it tells that when choosing the alternative hypothesis  $H_A$ , the probability to commit an error is lower than 0.001.

- (1)  $H1_0: mw_O \leq mw_E$ , recall = 0.95  
 $H1_A: mw_O > mw_E$ , recall = 0.95
- (2)  $H2_0: mw_{NE} \leq mw_E$ , recall = 0.95  
 $H2_A: mw_{NE} > mw_E$ , recall = 0.95

### 5.4 Parameter configuration

We decided to assess the validity of our process with different sizes of  $I_0$  ranging between 1 and 5. In order to limit the bias introduced by a particular configuration of selected papers, we built thirty different  $I_0$  sets per each dimension choosing them randomly among fifty relevant papers. We used each generated  $I_0$  to kick-off the two variants of the process: enriched and non-enriched. Moreover, we replicated the experiment varying the

classification threshold between 0 and 1 with steps of 0.01. The classifier threshold represents the posterior probability for a sample to belong to I (interesting set). Overall, we executed the complete algorithm 30,300 times = 5 (number of  $I_0$  sizes) x 30 (number of  $I_0$  sets for each size) x 2 (variants of the algorithm) x 101 (thresholds).

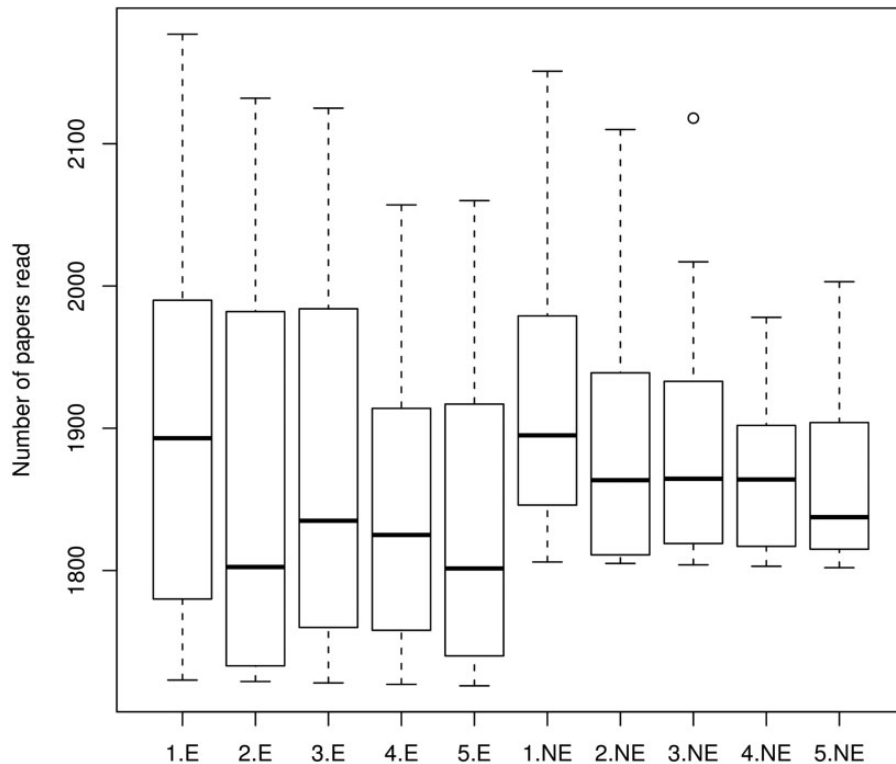
A preliminary step consisted to define the best classifier threshold  $T$  which maximizes the recall for the two variants. According to (Cohen *et al.*, 2006), we decided to aim at a recall of 95%. Although this recall value is a strong constraint, we adopted it for limiting as much as possible the elimination of interesting papers. In Table 1, we report the distribution of the maximum classifier threshold which permits to obtain the target recall using the different  $I_0$  sets. We chose the maximum threshold because is the one which minimizes the workload while it still satisfies the requirement of a recall equal to or greater than 95%. We select the median values to set the classifier, which means 0.22 for the enriched process and 0.17 for the non-enriched one.

### 5.5 Analysis methodology

The goal of data analysis is to apply proper statistical tests to reject the null hypotheses we formulated. Since the values are not normally distributed (according to the Shapiro test), we adopt a non-parametric test. In particular, we select the Mann-Whitney test (Hollander and Wolfe, 1973) that compares the medians of the vectors of  $mw$ . To do that, we considered all papers extracted from the data set except those papers used to build the  $I_0$ .

## 6 Results and discussion

Figure 3 shows the comparison distributions for different settings of  $I_0$  according to the two different



**Fig. 3** Number of papers to read for different  $I_0$  sizes and tasks applied: E (with enrichment) and NE (without).

types of recommendation approaches proposed: enriched process or non-enriched process. On the y-axis, the workload needed for a human being after both processes (enriched  $E$  and non-enriched  $NE$ ) is reported. On the x-axis, we indicate the number of papers used for training the  $I_0$  set and the process used (e.g. 1.E means an  $I_0$  composed of one paper and the process has been performed using the enrichment mechanism). We observe a reduction of the workload in both approaches. Comparing the semantic enrichment with the baseline, we observe a greater reduction of the workload. This increment ranges from 2.5 to 5% for all  $I_0$  settings, except for the  $I_0$  composed of one paper (1.E in Figure 3) where the increment is lower than 1% with respect to the not-enriched (e.g. 1.NE in Figure 3).

We present below the results according to the two research questions addressed in this article (see Section 1): evaluating whether the semantic

automatic process classification reduces the amount of work of a SLR or not (RQ1) and evaluating whether the semantic enrichment increases the performance of the simple classification process (RQ2).

### 6.1 RQ1: Reduction of the human workload

The results from the Mann–Whitney test are shown in Table 2. The table reports the  $I_0$  size (column 1), the manual work in the original SLR process (column 2), the manual work obtained with our enriched process (column 3), the estimated percentage of manual work to be performed with our enriched approach with respect to the total work required using the common approach (column 4), and the  $P$ -value obtained from the Mann–Whitney test. The  $P$ -value for all the configurations indicates that the null hypothesis can be rejected and we assume the alternative which motivates the choice

**Table 2** For each  $I_0$  configuration, we first compare the workload required to a human being in the original SLR and the workload mean if our process is performed

$ I_0 $	Workload		Manual workload versus enriched workload	
	$mw_O$	$mw_E$	Median (%)	$P$ -value
1	2,214	1,897.567	85	<0.001
2	2,213	1,864.367	84	<0.001
3	2,212	1,863.833	84	<0.001
4	2,211	1,843.133	83	<0.001
5	2,210	1,829.1	82	<0.001

To verify the goodness of our process, we compute the Mann–Whitney test and we reject the hypothesis  $mw_O \leq mw_E$  with a recall = 0.95.

to use the semantic enrichment approach. In addition, we notice that the workload reduction increases as the size of  $I_0$ .

## 6.2 RQ2: Assessing the performance of the enrichment process

We used the Mann–Whitney test to reject the null hypothesis by which we state that  $mw_{NE} \leq mw_E$ . Table 3 reports the  $I_0$  size (column 1), the estimated difference of manual workload between the two processes (column 2), and the  $P$ -value of Mann–Whitney test (column 3). While we can observe that the enriched process requires less workload for every size of  $I_0$ , we can affirm it with  $P < 0.001$  just when the size of  $I_0$  is 5.

## 6.3 Discussion

The results show that our approach actually reduces the human workload to perform a SLR, while aiming to maintain a high level of completeness. Indeed, by limiting the recall to 95%, we adhere to the state of the art in the automation of SLR field maintaining its high quality. However, relying only on positive papers, this approach introduces one more configuration step for defining the threshold. The threshold can change according to the field of the SLR. In our test, we empirically observed that the probability threshold is almost consistent in different test scenarios. For this reason, we consider it as a baseline value for further investigations. In addition, we observed that the enriched process

**Table 3** For each  $I_0$  configuration, we performed the Mann–Whitney test, evaluating median pairwise difference and  $P$ -value to estimate the minimum workload using both processes: enriched and not-enriched

$ I_0 $	Workload median pairwise difference	$P$ -value
1	26.67	0.0192
2	66.00	0.0073
3	40.83	0.0090
4	33.00	0.0083
5	<b>49.99</b>	0.0009

As for RQ1, the minimum recall is 0.95. The boldface figure shows the workload median pairwise difference when  $P < 0.0001$ .

performs better than the variant without enrichment up to 5%. There are still two shortcomings: (1) the extracted entities from OpenCalais sometimes point to resources in the OpenCalais knowledge base which do not contain sameAs links to DBpedia resources. We observe that the enrichment process fails in around 20% of the cases. The fallback strategy, to rely on another interlinking step using the named entity labels and lookup in DBpedia, partially fills the gap, since we observe that 19.9% of resources can be located, holding a loss of 0.1% of matched resources. However, this does not entirely fulfil the semantic gap since the interlinking step empowered as fallback does not consider the context from which the named entity has been extracted (raising an ambiguity issue which should be further analysed with domain adaptive techniques). (2) A massive use of encyclopedic sources can bias the content of the enriched paper, penalizing words which do not appear often in the linked source but that are frequent in the initial document.

Differently from what we expected, the  $I_0$  configuration does not affect the recall. Indeed, our results suggest that the number of papers in  $I_0$  is not relevant. Its composition in terms of which papers are used to create it may play a more important role. For instance, let us consider an initialization of  $I_0$  with papers that are not strictly related or if they represent just a niche of the research field, or if we select papers which are completely out of argument and they represent different meaning. While in the latter case, a wrong initialization affects all process

and requires the initial set, in the former case the enrichment process enlarges  $I$  evading from the niche. Experiments show that the subjective bias in the composition of  $I_0$  is reduced when we use the semantic enrichment approach. While we do not have statistical evidence for that,  $I_0$  size seems to play a role on workload reduction.

An important positive consequence of the use of automatic classification is the possibility to operate on larger search spaces because the effort of exploring  $W$  is reduced by means of partial automation. As consequence, the search strategies can also explore potential interesting sources. For example, using the standard approach, search on a high number of journals and conferences is commonly quite expensive. Instead of resorting on partially automatic classification, this search is more affordable. Moreover, using an external knowledge base we are able to capture not just papers we recognize being similar to the ones already selected, but we are able to capture papers that have conceptual relations (named entities) to the content expressed in the already selected papers. This strategy allows to deal with an incomplete description of the field of interest, which can not be completely described by the set of already selected papers. Therefore the proposed approach allows, as reported by the results, to use also a  $I$  set which is relatively small and not representative of the whole field and to obtain results which outperform the classification process using only original sources. In addition, the experimental results show that these improvements are obtained with a still high recall (above 95%), which means losing a negligible amount of relevant information, which is an essential condition for the nature itself of SLRs.

## 7 Conclusion and future work

In this article, we presented a semantic enrichment recommendation of primary studies in a SLR. Resorting on text mining techniques and semantic enrichment, we improved the second step of the SLR process in order to filter the set of possible studies a researcher should read, automatically discarding the not relevant papers. Our approach has

two main advantages: (1) reduction of workload requested to classify sources and (2) reduction of subjectivity in the overall process. We tested our approach using a real SLR (Jorgensen and Shepherd, 2007) which is used as benchmark data set. Keeping a recall of 95% (i.e. we expected to discard papers only when the system is at least 95% sure that the paper is out the scope) we gained a percentage of workload saved of 18% when  $I_0$  is composed of five papers. In addition, we demonstrated that the enrichment process outperforms up to 5% the automatic recommendation process without enrichment which is used as baseline.

As future work, we plan to improve the classification step, using besides positive examples also negative examples. We believe that using also negative examples the process may have a more accurate value of the plausible probability if a sample belongs to the interesting set. The first idea is to use some of the papers not included in the SLR for training negative examples. Although this may be intuitive, we may address the problem of a short distance from positives and negatives, due to the cross topics which these papers may report. A further evaluation of the distance among papers from different journal issues may give a better idea about the use of negative examples. Therefore a deep analysis of which studies may be considered as negative is needed. In addition, we have planned to extract one paper  $i$  at a time from the set of relevant papers  $I$ , and to use the remaining papers  $\in I$  to train the classifier and, then, to evaluate if it recognizes  $i$  as similar to the others. In this way, the classifier is used to give a 'second opinion' on the selection process, potentially reducing the number of researchers necessary to undertake this step.

In the presented approach, we rely on the MNB classifier. It is considered as the baseline for text classification, but its results are often comparable to the state of the art in text classification, such as SVM and Markov chain (Rennie *et al.*, 2003) and as shown in Section 4.4. We plan to validate the use of the semantic enrichment with other classifiers to investigate the changes in performance. The experiments addressed an important weakness in the named entity extraction task. The disambiguation

mechanism provided by OpenCalais often links, via the sameAs link, to DBpedia resources. The loss of this process is recovered by an in-house interlinking logic which disambiguates the entity to DBpedia only, considering the name of the entity.

Currently we are investigating the effect of NERD (Rizzo *et al.*, 2014) which disambiguates to DBpedia, considering the surroundings of the text where the entity has been spotted, hence preserving the semantics. Finally, the semantic enrichment mechanism has been validated using one SLR. We plan to validate it also using other SLRs especially coming from other field of research. We believe that our approach could be adopted by scientific content providers such as journal portals, to index sources and to automatically classify and cluster the papers they publish. This approach may be used to propose a faceted view of sources queried by a user. The challenge will be to compute this operation in real-time to limit human efforts.

## Acknowledgments

This work was partially supported by the European Union's 7th Framework Programme via the projects LinkedTV (GA 287911).

## References

- Bizer, C., Lehmann, J., Kobilarov, G., Auer, S., Becker, C., Cyganiak, R., and Hellmann, S. (2009) DBpedia—A Crystallization point for the web of data. *Web Semantics: Science, Services and Agents on the World Wide Web* 7(3): 154–65.
- Cawley, G. C. and Talbot, N. L. (2010) On over-fitting in model selection and subsequent selection bias in performance evaluation. *The Journal of Machine Learning Research* 11: 2079–107.
- Chawla, N. V. (2005) Data mining for imbalanced datasets: an overview. In *Data Mining and Knowledge Discovery Handbook*. US: Springer, pp. 853–67.
- Chawla, N. V., Japkowicz, N., and Kotcz, A. (2004) Editorial: special issue on learning from imbalanced data sets. *ACM SIGKDD Explorations Newsletter* 6(1): 1–6.
- Cohen, A. M. (2008) Optimizing feature representation for automated systematic review work prioritization. In *Annual Symposium of the American Medical Informatics Association (AMIA)*. pp. 121–5.
- Cohen, A. M., Hersh, W. R., Peterson, K., and Yen, P. Y. (2006) Reducing workload in systematic review preparation using automated citation classification. *Journal of the American Medical Informatics Association (JAMIA)* 13(2): 206–19.
- Elkan, C. (2001) The foundations of cost-sensitive learning. In *17th International Joint Conference on Artificial Intelligence (IJCAI'01)*. San Francisco, CA: Morgan Kaufmann Publishers Inc.
- Forman, G. and Cohen, I. (2004) Learning from little: comparison of classifiers given little training. *Knowledge Discovery in Databases: PKDD 2004*. Germany: Springer, Berlin Heidelberg, pp. 169–72.
- Grishman, R. and Sundheim, B. (1996) Message Understanding Conference-6: a brief history. In *16th International Conference on Computational linguistics (COLING'96)*. Stroudsburg, PA: Association for Computational Linguistics, pp. 466–71.
- Hollander, M. and Wolfe, D. A. (1973) *Nonparametric Statistical Methods*. New York: John Wiley and Sons.
- Hubbard, R. and Lindsay, R. M. (2008) Why P values are not a useful measure of evidence in statistical significance testing. *Theory and Psychology* 18(1): 69–88.
- Jorgensen, M. and Shepperd, M. (2007) A systematic review of software development cost estimation studies. *IEEE Transactions on Software Engineering* 33(1): 33–53.
- Kibriya, A., Frank, E., Pfahringer, B., and Holmes, G. (2005) Multinomial naive bayes for text categorization revisited. In *17th Australian joint conference on Advances in Artificial Intelligence (AI'05)*. Berlin, Germany: Springer-Verlag.
- Kitchenham, B. (2004) *Procedures for Performing Systematic Reviews*. Technical Report TR/SE-0401, Software Engineering Group, Department of Computer Science, Keele University.
- Kitchenham, B. (2007) *Guidelines for performing systematic literature reviews in software engineering*. Technical Report EBSE-2007-01, Version 2.3. Durham, UK: Department of Computer Science, University of Durham.
- Matwin, S., Kouznetsov, A., Inkpen, D., Frunza, O., and O'Brien, P. (2010) A new algorithm for reducing the

workload of experts in performing systematic reviews. *Journal of the American Medical Informatics Association (JAMIA)* 17(4): 446–53.

**Murphy, K. P.** (2012) *Machine Learning: a Probabilistic Perspective*. Cambridge, US: The MIT Press.

**Porter, M.** (1980) An algorithm for suffix stripping. *Program* 14(3): 130–7. <http://www.emeraldinsight.com/doi/abs/10.1108/eb046814>

**Rennie, J. D. M., Shih, L., Teevan, J., and Karger, D. R.** (2003) Tackling the poor assumptions of Naive Bayes text classifiers. In *20th International Conference on Machine Learning (ICML'03)*.

**Rizzo, G., van Erp, M., and Troncy, R.** (2014) Benchmarking the extraction and disambiguation of named entities on the semantic web. In *9th edition of the Language Resources and Evaluation Conference (LREC'14)*. Luxembourg: European Language Resources Association.

**Ruttenberg, A., Rees, J. A., Samwald, M., and Marshall, M. S.** (2009) Life sciences on the Semantic Web: the

Neurocommons and beyond. *Briefings in Bioinformatics* 10(2): 193–204.

**Tomassetti, F., Rizzo, G., Vetro, A., Ardito, L., Torchiano, M., and Morisio, M.** (2011) Linked data approach for selection process automation in systematic reviews. In *Evaluation and Assessment in Software Engineering (EASE'11)*. Durham: IET.

## Notes

- 1 A primary study is '(in the context of evidence) an empirical study investigating a specific research question' (Kitchenham, 2007).
- 2 <http://www.opencalais.com>
- 3 The version released is a research prototype. It does not include some of the additional scripts used to run the experiments.
- 4 <http://ieeexplore.ieee.org/xpl/RecentIssue.jsp?punumber=32>